

ETRVSCO

Pricelist & Technical Data
Van | Semi-integrated | Overcab | A-class



**Travel
to your
Gusto.**

Important information regarding the selection of your motorhome

When buying a motorhome, camper van or urban vehicle (hereafter: motorhome), it is particularly important to choose the right layout and an appealing design. In addition, weight also plays an essential role. Family, friends, optional equipment, accessories and baggage – space must be available for all of these. At the same time, there are legal and technical limits to the configuration and load. Every motorhome is designed for a certain weight, which may not be exceeded during driving. For motorhome buyers, this raises the question: How should I configure my vehicle to accommodate passengers, baggage and accessories according to my needs without the vehicle exceeding this maximum weight? In order to make this decision easier for you, we provide you below with a few tips that are particularly important when selecting your vehicle from our portfolio:

1. The technically permissible maximum laden mass...

... is a value set by the manufacturer which the vehicle may not exceed. Etrusco specifies a layout-related upper limit for the vehicle, which can vary from layout to layout (e.g. 3,500 kg, 4,400 kg). You can find the corresponding specification for each layout in the technical data.

FIAT Technical Data		CV 540 DB	CV 600 DB
Length Width Height*	cm	541 205 270	599 205 270
Internal height	cm	190	190
Base chassis		Fiat Ducato 35 Light	Fiat Ducato 35 Light
Base engine Power rating kW (BHP)		2.2 Multijet 103 (140)	2.2 Multijet 103 (140)
Technically permissible maximum laden mass*	kg	3.500	3.500
Mass in running order*	kg	2.637 (2.505-2.769)*	2.726 (2.590-2.862)*
Permitted number of seats (including driver)*		4	4
Manufacturer-specified mass for optional equipment*	kg	514	419

2. The mass in running order...

... consists – to put it simply – of the basic vehicle with standard equipment plus a standard weight of 75 kg for the driver. It is legally permissible and possible for the mass in running order of your vehicle to deviate from the nominal value stated in the sales documents. The permissible tolerance is ± 5 %. The permissible range in kilograms is given in brackets after the mass in running order. In order to provide you with full transparency regarding possible weight deviations, Etrusco weighs each vehicle at the end of the line and informs your trade partner of your vehicle's weighing result for forwarding to you. Detailed explanations on the subject of mass in running order can be found in the “Legal Information” section.

3. The permitted number of seats (including driver)...

... is determined by the manufacturer in what is referred to as the type-approval procedure. This results in what is referred to as the mass of the passengers. For this, a standard weight of 75 kg per passenger (without driver) is calculated. Detailed explanations on the subject of mass of the passengers can be found in the “Legal Information” section

FIAT Technical Data		CV 540 DB	CV 600 DB
Length Width Height*	cm	541 205 270	599 205 270
Internal height	cm	190	190
Base chassis		Fiat Ducato 35 Light	Fiat Ducato 35 Light
Base engine Power rating kW (BHP)		2.2 Multijet 103 (140)	2.2 Multijet 103 (140)
Technically permissible maximum laden mass*	kg	3.500	3.500
Mass in running order*	kg	2.637 (2.505-2.769)*	2.726 (2.590-2.862)*
Permitted number of seats (including driver)*		4	4
Manufacturer-specified mass for optional equipment*	kg	514	419

4. The manufacturer-specified mass for optional equipment...

... is a value set by Etrusco per layout for the maximum mass of optional equipment that can be ordered. This limit is intended to ensure that the minimum pay-mass, i.e. the legally prescribed free mass for baggage and retrofitted accessories, is actually available for the vehicle load capacity of the vehicles delivered by Etrusco. If, in exceptional cases, the weighing at the end of the line nevertheless shows that the actual load capacity falls short of the minimum pay-mass due to a permissible weight deviation, we will check together with your trade partner and you whether we should, for example, increase the load capacity of the vehicle, reduce the number of seats or remove optional equipment before delivering the vehicle. Detailed explanations on the subject of the effects of the tolerances on the minimum pay-mass and the payload can be found in the “Legal Information” section.

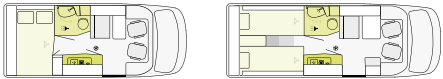
		weight*			
EXTERIOR					
Framed Window	E	5,0	0	0	0
Rear Window on the right (passenger's side)		5,0	0	0	0
Insulated + heated waste water tank		3,5	0	0	0
Removable tow bar		50,0	0	0	0
Awning 3.25 m ²	E	24,0	0	-	-
Awning 3.75 m ²	E	28,5	-	0	0
Awning 4.0 m ²	E	30,0	-	-	0
COMFORT PACKAGE		+31,5 KG*			
		• Fitted shelf in the shower • Window in the bathroom • Driver's side blinds • Electric step • Fly screen door • Recycling plate for table extension on the seating area • Awning light			

5. The additional weight of optional equipment and packages...

... increases the actual mass of the vehicle (= mass in running order plus selected optional equipment) and reduces the pay-mass. The specified value shows the additional weight compared to the standard equipment of the respective layout. The total weight of the selected packages and optional equipment must not exceed the manufacturer-specified mass for optional equipment.



V-MODELLE | RENAULT



Technical Data		V 5.9 DR	V 6.8 SR
	€		
Length Width Height ¹⁾	cm	599 214 271	682 214 271
Internal height	cm	195	195
Base chassis		Renault Master	Renault Master
Base engine Power rating kW (BHP)		2,3 dCi 107 (145)	2,3 dCi 107 (145)
Mass in running order*	kg	2671 (2537-2805)*	2745 (2608-2882)*
Manufacturer-specified mass for optional equipment*	kg	474	391
Technically permissible maximum laden mass*	kg	3500	3500
Technically permissible towing weight 12 % braked unbraked ²⁾	kg	2000 750	2000 750
Tyres		225 65 R16CP 112 R	225 65 R16CP 112 R
Wheel base	cm	368	401
Permitted number of seats (including driver)*		4	4
Sleeping places		2	2 3 (OPT)
Rear Bed	cm	194 x 135 120	1x192 x 72 1x 194 x 80 192 194 x 191
Middle Bed	cm	-	175 x 75 45 (OPT)
Fridge volume freezer (l)	l	78 11	78 11
Fresh water tank capacity, total (fresh water tank at driving filling) ³⁾ waste water tank	l	110 (20) 90	110 (20) 90
Power outlets 230 V		2 (4 OPT)	2 (4 OPT)
Power outlets 12 V		1	1
Sockets USB		2	2
Light dimension storage flap Storage flap W x H right left	r in cm l in cm	65 x 89 40 x 89 (OPT)	69 x 104 64 x 79 (OPT)
Storage space for gas cylinder with max. 11 kg filling weight	pcs.	2	2

OPT Optional • Standard equipment - not possible r right l left



*INFO

The specified **mass in running order** is a default value defined in the type-approval procedure. Due to manufacturing tolerances, the actual weighed mass in running order may deviate from the value stated above. Deviations of up to ± 5 % of the mass in running order are legally permissible and possible. The permissible range in kilograms is given in brackets after the mass in running order. The **manufacturer-specified mass for optional equipment** is a calculated value for each type and layout that Etrusco uses to determine the maximum weight available for factory-fitted optional equipment. The limitation of optional equipment is intended to ensure that the minimum pay-mass, i.e. the legally prescribed free mass for baggage and retrofitted accessories, is actually available for the vehicle load capacity of the vehicles delivered by Etrusco. The real weight of your vehicle ex works can only be

determined when it is weighed at the end of the line. If, in **exceptional cases**, the weighing shows that the actual load capacity falls below the minimum pay-mass despite limiting the optional equipment due to a permissible weight deviation, we will check together with your trade partner and you whether we should, for example, increase the load capacity of the vehicle, reduce the number of seats or remove optional equipment before delivering the vehicle. The **technically permissible maximum laden mass of the vehicle and the technically permissible maximum mass on the axle** must not be exceeded. Detailed information & explanations on the subject of weight and the configuration of the vehicle can be found in the section **Legal information**. For a more detailed description of all mandatory technical dependencies, please refer to the explanations on the footnotes on p. 62.

V-MODEL | RENAULT

Standard Specification

Chassis | Base vehicle

- 2,3l dCi with 107 kW |145 PS, emission standard EURO VI
- Start & Stop Function
- Front Wheel Drive
- Cruise Control
- Electric and heated exterior mirrors
- Driver airbag
- Radio with antenna, speakers, DAB, Bluetooth and USB socket
- ABS, ESP (electronic stability program) with Grip Control, Hill Start Assist, Tractor Swing Assist and TCS (traction control system)
- LED-Daytime running lights
- Rain and light sensor
- Electric windows and central locking in the cab
- Renault 16" steel wheels
- Upper cab storage compartment
- Tire repair kit
- Driver | passenger rotatable seat with double armrests
- Tilt and lumbar adjustment for driver and passenger seat
- 80l fuel tank

Construction

- 7 year tightness guarantee (the water ingress warranty conditions of Etrusco apply)
- Outer roof and rear skin made from durable GRP
- Side wall outer skin made of resistant GRP
- Floor with GRP cover
- Roof thickness 33 mm, wall thickness 34 mm, floor thickness 41 mm
- Panorama roof hood over seating area
- Clear glass roof hood 40x40
- Double glazed hinged window with blackout blind and flyscreen
- Cab curtain
- Body door with ergonomic handle position inside and outside
- Fly screen door
- Electric step
- Elegant three-part rear light bracket with integrated lights
- Generous rear garage with lowered frame, securing eyes and interior lighting
- Rear garage payload up to 150 kg

Living | Sleeping Comfort

- Ergonomically shaped upholstery for more seating comfort
- Table extension
- High quality mattresses with increased comfort
- Removable and washable mattress covers
- Bed conversion from single bed to double bed (V 6.8 SR)
- Wooden slatted frame in all fixed beds for increased comfort
- Generous storage spaces and storage options
- Overhead lockers with soft-close system
- Tela Sand and White furniture finish
- Nautic Breeze floor

On-board technology

- LED outdoor light
- LED living room light
- LED lighting integrated under the overhead lockers
- Indirect LED lighting in the room divider
- On-board control panel
- Powerful, maintenance-free body battery (95 Ah)
- Electric charger for body and vehicle battery 12 V | 18 A
- CEE external connection for 230 V with automatic circuit breaker
- USB socket
- FI circuit breaker

Heating | Gas Supply

- Storage space for 2 gas cylinders with max. 11 kg filling weight
- Combi 4 gas heating
- Gas shut-off cocks are easily accessible and centrally located

Kitchen | Water Supply

- Ergonomically arranged kitchen with a generous work surface
- 2-burner gas cooker with piezo ignition and glass cover
- Water tank including boiler 110 l, waste water tank 90 l
- Refrigerator 78 l with 11 l freezer compartment
- Spacious drawers with Servo-Soft in the kitchen block
- Bin

Bathroom

- Vario-bathroom
- Shower room cladding
- Roof hood with integrated flyscreen
- Large mirror surfaces
- Clothes rail in the wet room

Textile combination

- Upholstery Aosta (grey)

Optional equipments

	EDITION	Additional weight*	V 5.9 DR	V 6.8 SR
Edition Complete Selection			O	O
Edition Complete Selection Additional weight*		Kg	71,1	75,6
CHASSIS				
Renault 16" alloy wheels, silver	E	0,0	O	O
EXTERIOR				
Insulated waste water tank	E	2,0	O	O
Second garage door (size depending on model)	E	2,5 3	O	O
INTERIOR LIVING ROOM CONSTRUCTION				
Gas oven		14,0	O	O
Bed conversion in the seating area (single bed)		5,0	-	O
Carpet (Living Area)		7,0	O	O

• Standard equipment O Option ® Mandatory - Not possible



INFO

The factory installation of optional equipment increases the actual mass of the vehicle and reduces the pay-mass. The additional weight indicated for packages and optional equipment shows the additional weight compared to the standard equipment of the respective model or layout. The total weight of the selected optional equipment must not exceed the **manufacturer-specified mass for optional equipment** shown in the model overviews. This is a calculated value for each type and layout that Etrusco uses to determine the maximum weight available for factory-fitted optional equipment. De-

tailed information and explanations on the subject of weight can be found in the **Legal information** section. An increase of load capacity increases the **manufacturer-specified mass for optional equipment**. The increase results from the higher pay-mass due to the alternative chassis. The increased tare weight of the alternative chassis and, in particular, the weight for any mandatory heavier engine variants (e.g. 180 hp) must be deducted from this. For a more detailed description of all mandatory technical dependencies, please refer to the explanations on the footnotes on p.62.

Optional equipments

	EDITION	Additional weight*	V 5.9 DR	V 6.8 SR
ON-BOARD TECHNOLOGY				
Second AGM body battery 95 AH		29,5	-	O
Combi 6 E Heater (with electric immersion heater)		2,0	O	O
Electric floor heating in the accessible area		5,0	O	O
12 V TV pre-cabling including flat screen holder	E	3,0	O	O
Cable preparation for reversing camera	E	1,0	O	O
Cable preparation for solar system	E	1,0	O	O
PACKAGES				
Chassis Package	E	17,6	O	O
Manual airconditioning, airbag - pront passenger, pollen Filter				
Chassis Design Package				
Renault 16" alloy wheels silver, front fog lights, chrome applications interior & exterior	E	0,0	O	O
Comfort Package				
Mirror with coat hooks, wooden slatted shower, cab seats incl. Covers, socket in the overhead locker above the kitchen block, socket in the garage	E	7,0	O	O
type X				
Overhead locker door design in high gloss magnolia, Emilia textile combination with type X embroidery, type X lettering design interior and exterior	E	0,0	O	O
OTHERS:				
Registration documents		0,0	®	®
Upholstery Aosta (grey)		0,0	•	•

• Standard equipment O Option ® Mandatory - Not possible



INFO

The factory installation of optional equipment increases the actual mass of the vehicle and reduces the pay-mass. The additional weight indicated for packages and optional equipment shows the additional weight compared to the standard equipment of the respective model or layout. The total weight of the selected optional equipment must not exceed the **manufacturer-specified mass for optional equipment** shown in the model overviews. This is a calculated value for each type and layout that Etrusco uses to determine the maximum weight available for factory-fitted optional equipment. De-

tailed information and explanations on the subject of weight can be found in the **Legal information** section. An increase of load capacity increases the **manufacturer-specified mass for optional equipment**. The increase results from the higher pay-mass due to the alternative chassis. The increased tare weight of the alternative chassis and, in particular, the weight for any mandatory heavier engine variants (e.g. 180 hp) must be deducted from this. For a more detailed description of all mandatory technical dependencies, please refer to the explanations on the footnotes on p. 62.

CHASSIS PACKAGE+ 17,6 KG*

- Manual airconditioning
- Airbag - Front passenger
- Pollen Filter

CHASSIS DESIGN PAKET+ 0 KG*

- Renault 16" alloy wheels, silver
- Front fog lights
- Chrome applications interior & exterior



• Standard equipment O Option © Mandatory - Not possible

INFO

The factory installation of optional equipment increases the actual mass of the vehicle and reduces the pay-mass. The additional weight indicated for packages and optional equipment shows the additional weight compared to the standard equipment of the respective model or layout. The total weight of the selected optional equipment must not exceed the **manufacturer-specified mass for optional equipment** shown in the model overviews. This is a calculated value for each type and layout that Etrusco uses to determine the maximum weight available for factory-fitted optional equipment. Detailed information and explanations on the subject of weight can be found in the **Legal information** section. An increase of load capacity increases the **manufacturer-specified mass for optional equipment**. The increase results from the higher pay-mass due to the alternative chassis. The increased tare weight of the alternative chassis and, in particular, the weight for any mandatory heavier engine variants (e.g. 180 hp) must be deducted from this. For a more detailed description of all mandatory technical dependencies, please refer to the explanations on the footnotes on p.62.

COMFORT PACKAGE+ 7 KG*

- Mirror with coat hooks
- Wooden slatted shower
- Cab seats incl. covers
- Socket in the overhead locker above the kitchen block
- Socket in the garage

TYPE X+ 0 KG*

- type X lettering/design interior and exterior
- Overhead locker door design in high gloss magnolia
- Upholstery Emilia (beige)

COMPLETE SELECTION71,1-75,6 KG*

- Chassis Package
- Chassis Design Package
- Comfort Package
- type X
- Multimedia Package
- Framed window
- Insulated waste water tank
- Second garage door (size depending on model)
- Awning
- Cable preparation for solar system
- 12 V TV pre-cabling including flat screen holder

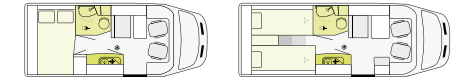
• Standard equipment O Option © Mandatory - Not possible

INFO

The factory installation of optional equipment increases the actual mass of the vehicle and reduces the pay-mass. The additional weight indicated for packages and optional equipment shows the additional weight compared to the standard equipment of the respective model or layout. The total weight of the selected optional equipment must not exceed the **manufacturer-specified mass for optional equipment** shown in the model overviews. This is a calculated value for each type and layout that Etrusco uses to determine the maximum weight available for factory-fitted optional equipment. Detailed information and explanations on the subject of weight can be found in the **Legal information** section. An increase of load capacity increases the **manufacturer-specified mass for optional equipment**. The increase results from the higher pay-mass due to the alternative chassis. The increased tare weight of the alternative chassis and, in particular, the weight for any mandatory heavier engine variants (e.g. 180 hp) must be deducted from this. For a more detailed description of all mandatory technical dependencies, please refer to the explanations on the footnotes on p. 62.



V-MODEL | FORD



Technical Data

		V 5.9 DF	V 6.6 SF
Length Width Height ¹⁾	cm	599 214 272	671 214 272
Internal height	cm	195	195
Base chassis		Ford Transit	Ford Transit
Base Engine		2,0 TDiCi 96 (130)	2,0 TDiCi 96 (130)
Chassis Type		Low frame	Low frame
Technically permissible maximum laden mass*	kg	3500	3500
Mass in running order*	kg	2.585 (2.456 - 2.714)*	2.658 (2.525-2.791)*
Permitted number of seats (including driver)*		4	4
Manufacturer-specified mass for optional equipment*	kg	575	485
Technically permissible maximum towable mass 12% braked unbraked ²⁾	kg	2.000 750	2.000 750
Tyres		235 65 R16	235 65 R16
Wheel base	cm	330	375
Sleeping places		2	2 3 (OPT)
Middle Bed	cm	-	175 x 75 45 (OPT)
Rear bed	cm	195 x 135 120	1x194x70 1x194x79 194 194 x 191
Fridge volume freezer	l	78 11	78 11
Fresh water tank capacity, total (fresh water tank at driving filling) ³⁾ waste water tank	l	110 (20) 95	110 (20) 100
Battery charger	Ah A	95 18	95 18
Power outlets 230 V		2 (4 OPT)	2 (4 OPT)
Power outlets 12 V		1	1
USB Socket (double)		2	2
Light dimension storage flap Storage flap W x H	r in cm	69x105	69x105
Light dimension storage flap Storage flap W x H	l in cm	40 x 89 (OPT)	65 x 80 (OPT)
Storage space for gas cylinder with max. 11 kg filling weight	pcs.	2	2

OPT Optional • Standard equipment - not possible r right l left



The specified **mass in running order** is a default value defined in the type-approval procedure. Due to manufacturing tolerances, the actual weighed mass in running order may deviate from the value stated above. Deviations of up to $\pm 5\%$ of the mass in running order are legally permissible and possible. The permissible range in kilograms is given in brackets after the mass in running order. The **manufacturer-specified mass for optional equipment** is a calculated value for each type and layout that Etrusco uses to determine the maximum weight available for factory-fitted optional equipment. The limitation of optional equipment is intended to ensure that the minimum pay-mass, i.e. the legally prescribed free mass for baggage and retrofitted accessories, is actually available for the vehicle load capacity of the vehicles delivered by Etrusco. The real weight of your vehicle ex works can only be

determined when it is weighed at the end of the line. If, in **exceptional cases**, the weighing shows that the actual load capacity falls below the minimum pay-mass despite limiting the optional equipment due to a permissible weight deviation, we will check together with your trade partner and you whether we should, for example, increase the load capacity of the vehicle, reduce the number of seats or remove optional equipment before delivering the vehicle. The **technically permissible maximum laden mass of the vehicle and the technically permissible maximum mass on the axle** must not be exceeded. Detailed information & explanations on the subject of weight and the configuration of the vehicle can be found in the section **Legal information**. For a more detailed description of all mandatory technical dependencies, please refer to the explanations on the footnotes on p. 62.

V-MODEL | FORD

Standard Specification

Chassis | Base vehicle

- 2,0l TDCi Ford EcoBlue with 96 kW | 130 bhp, emission standard EURO 6d
- Start & Stop function
- Cruise control
- Front Wheel Drive
- Driver and passenger airbag
- Anti-lock braking system (ABS) with electronic brake force distribution (EBD) incl. electronic stability programme (ESP) with traction control (TCS), emergency brake assist incl. emergency brake light, hill start assist, side wind assist, safety brake assist, roll stability control
- Radio (FM|MW) with speakers, antenna, digital radio reception DAB|DAB+, Bluetooth, USB port, hands-free system
- Electric operated cab windows and remote central locking cab doors
- Grill with chrome decor
- Headlamps with daytime running light
- Steel rims 16" including wheel trims
- Overhead shelf front with 2 DIN slots
- Tire repair kit
- Swiveling driver and passenger seats with 2 armrests
- Height and tilt adjustment for driver's seat and passenger seat
- 70l fuel tank

Construction

- 7 year tightness guarantee (the Etrusco tightness guarantee conditions apply)
- Roof, rear and side wall outer skin made of resistant GRP
- Floor with GRP cover
- Roof thickness 33 mm, wall thickness 34 mm, floor thickness 41 mm
- Panorama roof hood
- Clear glass roof hood 40x40
- Double glazed hinged window with blackout blind and flyscreen
- Body door with ergonomic handle position inside and outside
- Fly screen door
- Electric step
- Elegant three-part rear light bracket with integrated lights
- Generous rear garage with lowered frame, securing eyes and interior lighting (depending on the model)
- Rear garage payload up to 150 kg

Living | Sleeping Comfort

- Ergonomically shaped upholstery for more seating comfort
- Table extension
- High quality mattresses with increased comfort in all beds
- Removable and washable mattress covers
- Bed conversion from single bed to double bed (V 6.6 SF)
- Wooden slatted frame in all fixed beds for increased comfort
- Generous storage spaces and storage options
- Overhead lockers with soft-close system
- Tela Sand & White furniture finish
- Nautic Breeze floor

On-board technology

- Powerful, maintenance-free AGM body battery (95 Ah)
- Board control panel
- Electric charger for body and vehicle battery 12 V | 18 A
- CEE external connection for 230 V with automatic circuit breaker
- FI circuit breaker
- LED outdoor light
- LED living room light
- Indirect LED lighting in the room divider
- USB Socket

Heating | Gas supply

- Storage space for 2 gas cylinders with max. 11 kg filling weight
- Combi 4 heating with integrated boiler
- Gas shut-off valves easily accessible and centrally located

Kitchen | Water supply

- Ergonomically arranged kitchen with a generous work surface
- Fresh water tank capacity 110 l, waste water tank 100 l (V 5.9 DF: 95l)
- Refrigerator 78 l with 11 l freezer compartment
- Three-flame cooker with glass cover
- Spacious drawers with Servo-Soft in the kitchen block
- Bin

Bathroom

- Vario-bathroom
- Shower room cladding
- Roof hood with integrated flyscreen blind
- Large mirror surfaces
- Clothes rail in the wet room

Textile Combination

- Aosta (grey)

Optional equipments

	EDITION	Additional weight*	V 5.9 DF	V 6.6 SF
Edition Complete Selection			O	O
Edition Complete Selection Additional weight*		Kg	62,5	67
CHASSIS				
2.0 TDCi Ford Ecoblue 96 kw (130 bhp) - EURO 6		0,0	•	•
2.0 TDCi Ford Ecoblue 125 kw (170 bhp) - EURO 6		7,0	O	O
FORD 16" alloy wheels, black	E	0,0	O	O
6-speed automatic transmission		45,0	O	O
FORD Frozen White		0,0	•	•
EXTERIOR				
Insulated waste water tank	E	2,0	O	O
Second garage door (size depending on model)	E	2,5 3,0	O	O
INTERIOR LIVING ROOM CONSTRUCTION				
Bed conversion in the seating area		5,0	-	O
Carpet (Living Area)		7,0	O	O
Oven in the kitchen block		14,0	O	O

• Standard equipment O Option ® Mandatory - Not possible



•INFO

The factory installation of optional equipment increases the actual mass of the vehicle and reduces the pay-mass. The additional weight indicated for packages and optional equipment shows the additional weight compared to the standard equipment of the respective model or layout. The total weight of the selected optional equipment must not exceed the **manufacturer-specified mass for optional equipment** shown in the model overviews. This is a calculated value for each type and layout that Etrusco uses to determine the maximum weight available for factory-fitted optional equipment. De-

tailed information and explanations on the subject of weight can be found in the **Legal information** section. An increase of load capacity increases the **manufacturer-specified mass for optional equipment**. The increase results from the higher pay-mass due to the alternative chassis. The increased tare weight of the alternative chassis and, in particular, the weight for any mandatory heavier engine variants (e.g. 180 hp) must be deducted from this. For a more detailed description of all mandatory technical dependencies, please refer to the explanations on the footnotes on p.62.

Optional equipments

	EDITION	Additional weight*	V 5.9 DF	V 6.6 SF
ON-BOARD TECHNOLOGY				
Second AGM body battery 95 AH		29,5	-	O
Combi 6 E Heater (with electric immersion heater)		2,0	O	O
Electric floor heating in the accessible area		5,0	O	O
12 V TV pre-cabling including flat screen holder		3,0	O	O
Cable preparation for reversing camera	E	1,0	O	O
Cable preparation for solar system		1,0	O	O
PACKAGES				
Chassis Package: Air conditioning incl. filter-air pollen purifier, headlights with static cornering lights, painted bumper incl. Front fog lights, painted bodyside mouldings, electric and heated exterior mirrors, leather steering wheel, glovebox with lid	E	13,0	O	O
Comfort Package: Mirror with coat hooks, wooden slatted shower, driver's cab seats with covers, socket in the overhead locker above the kitchen block, socket in the garage	E	7,0	O	O
type X: Overhead locker door design in high gloss magnolia, Emilia textile combination with type X embroidery, type X lettering design interior and exterior	E	0,0	O	O
OTHERS:				
Registration documents			®	®
Upholstery Aosta (grey)		0,0	•	•

• Standard equipment O Option ® Mandatory - Not possible



•INFO

The factory installation of optional equipment increases the actual mass of the vehicle and reduces the pay-mass. The additional weight indicated for packages and optional equipment shows the additional weight compared to the standard equipment of the respective model or layout. The total weight of the selected optional equipment must not exceed the **manufacturer-specified mass for optional equipment** shown in the model overviews. This is a calculated value for each type and layout that Etrusco uses to determine the maximum weight available for factory-fitted optional equipment. De-

tailed information and explanations on the subject of weight can be found in the **Legal information** section. An increase of load capacity increases the **manufacturer-specified mass for optional equipment**. The increase results from the higher pay-mass due to the alternative chassis. The increased tare weight of the alternative chassis and, in particular, the weight for any mandatory heavier engine variants (e.g. 180 hp) must be deducted from this. For a more detailed description of all mandatory technical dependencies, please refer to the explanations on the footnotes on p. 62.



V-MODEL | FORD Package

CHASSIS PACKAGE

+ 13 KG*

- Air conditioning incl. filter-air pollen purifier
- Headlights with static cornering lights
- Painted bumper incl. Front fog lights
- Painted bodyside mouldings
- Electric and heated exterior mirrors
- Leather steering wheel
- Glovebox with lid

COMFORT PACKAGE

+ 7 KG*

- Mirror with coat hooks
- Wooden slatted shower
- Driver's cab seats with covers
- Socket in the overhead locker above the kitchen block
- Socket in the garage

TYPE X

0,0 KG*

- Overhead locker door design in high gloss magnolia
- Emilia textile combination with type X embroidery
- type X lettering/design interior and exterior

COMPLETE SELECTION 62,5 - 67 KG*

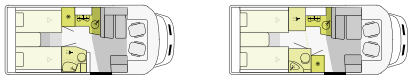
- Chassis package
- Comfort Package
- Multimedia Package
- type X
- FORD 16" alloy wheels black
- Framed Window
- Insulated waste water tank
- Second garage door (size depending on model)
- Awning

INFO

The factory installation of optional equipment increases the actual mass of the vehicle and reduces the pay-mass. The additional weight indicated for packages and optional equipment shows the additional weight compared to the standard equipment of the respective model or layout. The total weight of the selected optional equipment must not exceed the **manufacturer-specified mass for optional equipment** shown in the model overviews. This is a calculated value for each type and layout that Etrusco uses to determine the maximum weight available for factory-fitted optional equipment. De-

tailed information and explanations on the subject of weight can be found in the **Legal information** section. An increase of load capacity increases the **manufacturer-specified mass for optional equipment**. The increase results from the higher pay-mass due to the alternative chassis. The increased tare weight of the alternative chassis and, in particular, the weight for any mandatory heavier engine variants (e.g. 180 hp) must be deducted from this. For a more detailed description of all mandatory technical dependencies, please refer to the explanations on the footnotes on p. 62.





Technical Data

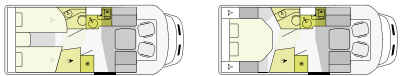
		T 6.9 SF	T 7.3 SF
Length Width Height ¹⁾	cm	698 232 287	734 232 287
Internal height	cm	210	210
Base chassis		Ford Transit	Ford Transit
Base Engine Power kW (HP)		2,0 TDiCi 96 (130)	2,0 TDiCi 96 (130)
Chassis Type		Low frame	Low frame
Technically permissible maximum laden mass*	kg	3.500	3.500
Mass in running order*	kg	2.815 (2.674-2.956)*	2.872 (2.728-3.016)*
Permitted number of seats (including driver)*		4	4
Manufacturer-specified mass for optional equipment*	kg	330	279
Technically permissible maximum towable mass 12% braked unbraked ²⁾	kg	2.000 750	2.000 750
Tyres		235 65 R16	235 65 R16
Wheel base	cm	375	395
Sleeping places		2 5 (OPT)	2 5 (OPT)
Pull-down bed	cm	195x141 109 (OPT)	195x141 113 (OPT)
Middle Bed	cm	200x75 60 (OPT)	200x75 60 (OPT)
Rear bed	cm	195x80 195x80 195 195 x 210	210 x 80 198 x 80 210 198 x 80
Fridge volume freezer	l	137 15	137 15
Fresh water tank capacity, total (fresh water tank at driving filling ³⁾ waste water tank	l	110 (20) 100	110 (20) 100
Battery charger	Ah A	95 18	95 18
Power outlets 230 V		2 (4 OPT)	3 (5 OPT)
Power outlets 12 V		1	1
USB Socket (double)		2	2
Light dimension storage flap Storage flap W x H	r in cm	84x110	94x110
Light dimension storage flap Storage flap W x H	l in cm	75x80 (OPT)	74x80 (OPT)
Storage space for gas cylinder with max. 11 kg filling weight	pcs.	2	2

OPT Optional • Standard equipment – not possible r right l left



The specified **mass in running order** is a default value defined in the type-approval procedure. Due to manufacturing tolerances, the actual weighed mass in running order may deviate from the value stated above. Deviations of up to ± 5 % of the mass in running order are legally permissible and possible. The permissible range in kilograms is given in brackets after the mass in running order. The **manufacturer-specified mass for optional equipment** is a calculated value for each type and layout that Etrusco uses to determine the maximum weight available for factory-fitted optional equipment. The limitation of optional equipment is intended to ensure that the minimum pay-mass, i.e. the legally prescribed free mass for baggage and retrofitted accessories, is actually available for the vehicle load capacity of the vehicles delivered by Etrusco. The real weight of your vehicle ex works can only be

determined when it is weighed at the end of the line. If, in **exceptional cases**, the weighing shows that the actual load capacity falls below the minimum pay-mass despite limiting the optional equipment due to a permissible weight deviation, we will check together with your trade partner and you whether we should, for example, increase the load capacity of the vehicle, reduce the number of seats or remove optional equipment before delivering the vehicle. The **technically permissible maximum laden mass of the vehicle and the technically permissible maximum mass on the axle** must not be exceeded. Detailed information & explanations on the subject of weight and the configuration of the vehicle can be found in the section **Legal information**. For a more detailed description of all mandatory technical dependencies, please refer to the explanations on the footnotes on p. 62.



Technical Data

		T 7.3 SCF	T 7.3 QCF
Length Width Height ¹⁾	cm	734 232 287	734 232 287
Internal height	cm	210	210
Base chassis		Ford Transit	Ford Transit
Base Engine Power kW (HP)		2,0 TDiCi 96 (130)	2,0 TDiCi 96 (130)
Chassis Type		Low frame	Low frame
Technically permissible maximum laden mass*	kg	3.500	3.500
Mass in running order*	kg	2.880 (2.736-3.024)*	2.884 (2.740-3.028)*
Permitted number of seats (including driver)*		4	4
Manufacturer-specified mass for optional equipment*	kg	241	237
Technically permissible maximum towable mass 12% braked unbraked ²⁾	kg	2.000 750	2.000 750
Tyres		235 65 R16	235 65 R16
Wheel base	cm	395	395
Sleeping places		2 5 (OPT)	2 5 (OPT)
Pull-down bed	cm	195x141 109 (OPT)	195x141 109 (OPT)
Middle Bed	cm	200x70 (OPT)	200x70 (OPT)
Rear bed	cm	206x76 207x76 206 207 x 210	192x148
Fridge volume freezer	l	137 15	137 15
Fresh water tank capacity, total (fresh water tank at driving filling ³⁾ waste water tank	l	110 (20) 100	110 (20) 100
Battery charger	Ah A	95 18	95 18
Power outlets 230 V		2 (4 OPT)	2 (4 OPT)
Power outlets 12 V		1	1
USB Socket (double)		2	2
Light dimension storage flap Storage flap W x H	r in cm	94x110	94x110
Light dimension storage flap Storage flap W x H	l in cm	74x80 (OPT)	55x69 (OPT)
Storage space for gas cylinder with max. 11 kg filling weight	pcs.	2	2

OPT Optional • Standard equipment – not possible r right l left



The specified **mass in running order** is a default value defined in the type-approval procedure. Due to manufacturing tolerances, the actual weighed mass in running order may deviate from the value stated above. Deviations of up to ± 5 % of the mass in running order are legally permissible and possible. The permissible range in kilograms is given in brackets after the mass in running order. The **manufacturer-specified mass for optional equipment** is a calculated value for each type and layout that Etrusco uses to determine the maximum weight available for factory-fitted optional equipment. The limitation of optional equipment is intended to ensure that the minimum pay-mass, i.e. the legally prescribed free mass for baggage and retrofitted accessories, is actually available for the vehicle load capacity of the vehicles delivered by Etrusco. The real weight of your vehicle ex works can only be

determined when it is weighed at the end of the line. If, in **exceptional cases**, the weighing shows that the actual load capacity falls below the minimum pay-mass despite limiting the optional equipment due to a permissible weight deviation, we will check together with your trade partner and you whether we should, for example, increase the load capacity of the vehicle, reduce the number of seats or remove optional equipment before delivering the vehicle. The **technically permissible maximum laden mass of the vehicle and the technically permissible maximum mass on the axle** must not be exceeded. Detailed information & explanations on the subject of weight and the configuration of the vehicle can be found in the section **Legal information**. For a more detailed description of all mandatory technical dependencies, please refer to the explanations on the footnotes on p. 62.

T-MODEL | FORD

Standard Specification

Chassis | Base vehicle

- 2,0l TDCi Ford EcoBlue with 96 kW | 130 bhp, emission standard EURO 6d
- Start & Stop function
- Cruise control
- Front Wheel Drive
- Driver and passenger airbag
- Anti-lock braking system (ABS) with electronic brake force distribution (EBD) incl. electronic stability programme (ESP) with traction control (TCS), emergency brake assist incl. emergency brake light, hill start assist, side wind assist, safety brake assist, roll stability control
- Radio (FM|MW) with four speakers, antenna, digital radio reception DAB|DAB+, Bluetooth, USB port, hands-free system
- Electric operated cab windows and remote central locking cab doors
- Grill with chrome decor
- Headlamps with daytime running light
- Steel rims 16" including wheel trims
- Overhead shelf front with 2 DIN slots
- Tire repair kit
- Swiveling driver and passenger seats with 2 armrests
- Height and tilt adjustment for driver's seat and passenger seat
- 70l fuel tank

Construction

- 7 year tightness guarantee (the Etrusco tightness guarantee conditions apply)
- Roof, rear and side wall outer skin made of resistant GRP
- Floor with GRP cover
- Roof thickness 33 mm, wall thickness 34 mm, floor thickness 41 mm
- Elegant three-part rear light bracket with integrated lights
- Cab curtain
- Panorama roof hood over kitchen
- Clear glass roof hood 40x40
- Double glazed hinged window with blackout blind and flyscreen (except for bathroom)
- Large body door with ergonomic handle position inside and outside
- Fly screen door
- Electric step
- Generous rear garage with lowered frame, securing eyes and interior lighting (depending on the model)
- Rear garage payload up to 150 kg

Living | Sleeping Comfort

- Ergonomically shaped upholstery for more seating comfort
- Table extension on the T 6.9 SF and T 7.3 SF
- Cosy lounge seating group with a freestanding table that folds down on the T 7.3 SCF + QCF
- High quality mattresses with increased comfort in all beds
- Removable and washable mattress covers
- Bed conversion from single bed to double bed on the T 6.9 SF, T 7.3 SF, T 7.3 SCF
- Wooden slatted frame in all fixed beds for increased comfort
- Generous storage spaces and storage options
- Overhead lockers with soft-close system
- Tela Sand & White furniture finish
- Nautic Breeze floor

On-board Technology

- LED lighting integrated under the overhead lockers
- Indirect LED lighting in the room divider
- LED outdoor light
- LED living room light
- Powerful, maintenance-free AGM body battery (95 Ah)
- Board control panel
- Electric charger for body and vehicle battery 12 V | 18 A
- CEE external connection for 230 V with automatic circuit breaker
- FI circuit breaker
- USB Socket

Heating | Gas supply

- Storage space for 2 gas cylinders with max. 11 kg filling weight
- Gas shut-off valves easily accessible and centrally located
- Combi 4 heating with integrated boiler

Kitchen | Water supply

- Ergonomically arranged kitchen with a generous work surface
- Spacious drawers with Servo-Soft in the kitchen block (depending on the model)
- Three-flame cooker with cast iron pan support and glass cover in black (except for T 7.3 SCF and QCF)
- Large round sink made of stainless steel with cover
- Flex rail system with 2 hooks
- Fresh water tank capacity 110 l, waste water tank 100 l
- 137 l refrigerator with 15 l freezer compartment
- Bin

Bad

- Vario-bathroom in the T 6.9 SF
- Spacious bathroom with separate shower opposite on the T 7.3 SF, T 7.3 SCF, T 7.3 QCF
- Cassette toilet with electric pump and swivel seat
- Shower room cladding
- Roof hood with integrated flyscreen blind
- Large mirror surfaces
- Clothes rail in the wet room

Textile Combination

- Aosta (grey)
- Campania (brown)

Optional equipments

	EDITION	Additional weight*	T 6.9 SF	T 7.3 SF	T 7.3 SCF	T 7.3 OCF
Edition Complete Selection			O	O	O	O
Edition Complete Selection Additional weight*		Kg	48	48	48	48

CHASSIS						
2.0 TDCi Ford Ecoblue 96 kw (130 bhp) - EURO 6		0,0	*	*	*	*
2.0 TDCi Ford Ecoblue 114 kw (155 bhp), HDT		0,0	O	O	O	O
FORD 16" alloy wheels, black	E	0,0	O	O	O	O
6-speed automatic transmission		45,0	O	O	O	O
FORD Frozen White			*	*	*	*

EXTERIOR						
Rear Styling Panels	E	4,0	O	O	O	O
Framed window	E	5,0	O	O	O	O
Insulated waste water tank	E	2,0	O	O	O	O
Cab Sun Roof	E	7,0	O	O	O	O
Second garage door (size depending on model)	E	3,0	O	O	O	O

INTERIOR | LIVING ROOM CONSTRUCTION

Bed conversion in the seating area		5,0	O	O	O	O
Lift-up bed with clima plux elements ⁴⁾		47,0	O	O	O	O
Electrically height-adjustable queen-size bed		30,0	-	-	-	O
5th seat on the side bench with seat belt (against the direction of travel) ^{5,6,7)}		15,0	O	-	-	-
Carpet (Living Area)		7,0	O	O	O	O
Isofix child seat attachment for rear seat		4,0	O	O	*	*

• Standard equipment O Option @ Mandatory - Not possible



*INFO

The factory installation of optional equipment increases the actual mass of the vehicle and reduces the pay-mass. The additional weight indicated for packages and optional equipment shows the additional weight compared to the standard equipment of the respective model or layout. The total weight of the selected optional equipment must not exceed the **manufacturer-specified mass for optional equipment** shown in the model overviews. This is a calculated value for each type and layout that Etrusco uses to determine the maximum weight available for factory-fitted optional equipment. De-

tailed information and explanations on the subject of weight can be found in the **Legal information** section. An increase of load capacity increases the **manufacturer-specified mass for optional equipment**. The increase results from the higher pay-mass due to the alternative chassis. The increased tare weight of the alternative chassis and, in particular, the weight for any mandatory heavier engine variants (e.g. 180 hp) must be deducted from this. For a more detailed description of all mandatory technical dependencies, please refer to the explanations on the footnotes on p.62.

Optional equipments

	EDITION	Additional weight*	T 6.9 SF	T 7.3 SF	T 7.3 SCF	T 7.3 OCF
ON-BOARD TECHNOLOGY						
Second AGM body battery 95 AH		27,0	O	O	O	O
Combi 6 E Heater (with electric immersion heater)		2,0	O	O	O	O
Electric floor heating in the accessible area		5,0	O	O	O	O
12 V TV pre-cabling including flat screen holder		3,0	O	O	O	O
Cable preparation for reversing camera	E	1,0	O	O	O	O
Cable preparation for solar system		1,0	O	O	O	O
Oven in the kitchen block		14,0	O	O	O	O

PACKAGES						
Chassis Package: Air conditioning incl. filter-air pollen purifier, headlights with static cornering lights, painted bumper incl. front fog lights, painted bodyside mouldings, electric and heated exterior mirrors, leather steering wheel, glovebox with lid	E	13,0	O	O	O	O
Comfort Package: Mirror with indirect lighting and coat hooks, wooden slatted shower, driver's cab seats with covers, socket in the overhead locker above the kitchen block, socket in the garage	E	7,0	O	O	O	O
type X						
Overhead locker door design in high gloss magnolia						
Emilia textile combination with type X embroidery						
type X lettering design interior and exterior	E	0,0	O	O	O	O

SONSTIGES						
Registration documents			@	@	@	@
Upholstery Aosta (grey)		0,0	*	*	*	*

• Standard equipment O Option @ Mandatory - Not possible



*INFO

The factory installation of optional equipment increases the actual mass of the vehicle and reduces the pay-mass. The additional weight indicated for packages and optional equipment shows the additional weight compared to the standard equipment of the respective model or layout. The total weight of the selected optional equipment must not exceed the **manufacturer-specified mass for optional equipment** shown in the model overviews. This is a calculated value for each type and layout that Etrusco uses to determine the maximum weight available for factory-fitted optional equipment. De-

tailed information and explanations on the subject of weight can be found in the **Legal information** section. An increase of load capacity increases the **manufacturer-specified mass for optional equipment**. The increase results from the higher pay-mass due to the alternative chassis. The increased tare weight of the alternative chassis and, in particular, the weight for any mandatory heavier engine variants (e.g. 180 hp) must be deducted from this. For a more detailed description of all mandatory technical dependencies, please refer to the explanations on the footnotes on p. 62.



T-MODEL | FORD Package

CHASSIS PACKAGE

+ 13 KG*

- Air conditioning incl. filter-air pollen purifier
- Headlights with static cornering lights
- Painted bumper incl. front fog lights
- Painted bodyside mouldings
- Electric and heated exterior mirrors
- Leather steering wheel
- Glovebox with lid

COMFORT PACKAGE

+ 7 KG*

- Mirror with indirect lighting and coat hooks
- Wooden slatted shower
- Driver's cab seats with covers
- Socket in the overhead locker above the kitchen block
- Socket in the garage

TYPE X

0,0 KG*

- Overhead locker door design in high gloss magnolia
- Emilia textile combination with type X embroidery
- type X lettering | design interior and exterior

COMPLETE SELECTION

48 KG*

- Chassis Package
- Comfort Package
- Multimedia Package
- type X
- FORD 16" alloy wheels, black
- Rear styling panels
- Framed window
- Insulated waste water tank
- Cab Sun Roof
- Second garage door

• Standard equipment O Option ® Mandatory - Not possible

INFO

The factory installation of optional equipment increases the actual mass of the vehicle and reduces the pay-mass. The additional weight indicated for packages and optional equipment shows the additional weight compared to the standard equipment of the respective model or layout. The total weight of the selected optional equipment must not exceed the **manufacturer-specified mass for optional equipment** shown in the model overviews. This is a calculated value for each type and layout that Etrusco uses to determine the maximum weight available for factory-fitted optional equipment. De-

tailed information and explanations on the subject of weight can be found in the **Legal information** section. An increase of load capacity increases the **manufacturer-specified mass for optional equipment**. The increase results from the higher pay-mass due to the alternative chassis. The increased tare weight of the alternative chassis and, in particular, the weight for any mandatory heavier engine variants (e.g. 180 hp) must be deducted from this. For a more detailed description of all mandatory technical dependencies, please refer to the explanations on the footnotes on p. 62.



Technical Data

Length Width Height ¹⁾	cm	595 232 295	695 232 295
Internal height	cm	210	210
Base chassis		Fiat Ducato 35 Light	Fiat Ducato 35 Light
Base engine Power rating kW (BHP)		2,2 l Mjet 103 (140)	2,2 l Mjet 103 (140)
Chassis type		Low frame	Low frame
Technically permissible maximum laden mass*	kg	3.500	3.500
Mass in running order*	kg	2.659 (2.526-2.792)*	2.868 (2.725-3.011)*
Permitted number of seats (including driver)*		4	4
Manufacturer-specified mass for optional equipment*	kg	496	262
Technically permissible maximum towable mass 12% braked unbraked ²⁾	kg	2.000 750	2.000 750
Tyres		225/75 R16	225/75 R16
Wheel base	cm	345	404
Sleeping places		2 3 (OPT)	2 5 (OPT)
Bed size overcab pull-down bed	cm	200x100 70 (OPT)	200x140 123 (OPT)
Middle Bed	cm	-	200x60 (OPT)
Bed size rear bed	cm	194x133	210x136
Fridge volume freezer	l	98 14	137 15
Fresh water tank capacity, total (fresh water tank at driving filling) ³⁾ waste water tank	l	110 (20) 90	110 (20) 90
Battery charger	Ah A	95 18	95 18
Power outlets 230 V		3 (5 OPT)	3 (5 OPT)
Power outlets 12 V		1	1
USB Socket (double)		2 1	2 2
Inner dimensions storage locker	r in cm	-	65x110
Inner dimensions storage locker	l in cm	65x65	65x75 (OPT)
Storage space for gas cylinder with max. 11 kg filling weight	pcs.	2	2

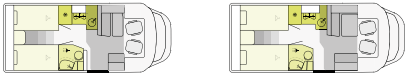
OPT Optional • Standard equipment - not possible r right l left



*INFO

The specified **mass in running order** is a default value defined in the type-approval procedure. Due to manufacturing tolerances, the actual weighed mass in running order may deviate from the value stated above. Deviations of up to ± 5 % of the mass in running order are legally permissible and possible. The permissible range in kilograms is given in brackets after the mass in running order. The **manufacturer-specified mass for optional equipment** is a calculated value for each type and layout that Etrusco uses to determine the maximum weight available for factory-fitted optional equipment. The limitation of optional equipment is intended to ensure that the minimum pay-mass, i.e. the legally prescribed free mass for baggage and retrofitted accessories, is actually available for the vehicle load capacity of the vehicles delivered by Etrusco. The real weight of your vehicle ex works can only be

determined when it is weighed at the end of the line. If, in **exceptional cases**, the weighing shows that the actual load capacity falls below the minimum pay-mass despite limiting the optional equipment due to a permissible weight deviation, we will check together with your trade partner and you whether we should, for example, increase the load capacity of the vehicle, reduce the number of seats or remove optional equipment before delivering the vehicle. The **technically permissible maximum laden mass of the vehicle and the technically permissible maximum mass on the axle** must not be exceeded. Detailed information & explanations on the subject of weight and the configuration of the vehicle can be found in the section **Legal information**. For a more detailed description of all mandatory technical dependencies, please refer to the explanations on the footnotes on p. 62.



Technical Data

Length Width Height ¹⁾	cm	695 232 295	730 232 295
Internal height	cm	210	210
Base chassis		Fiat Ducato 35 Light	Fiat Ducato 35 Light
Base engine Power rating kW (BHP)		2,2 l Mjet 103 (140)	2,2 l Mjet 103 (140)
Chassis type		Low frame	Low frame
Technically permissible maximum laden mass*	kg	3.500	3.500
Mass in running order*	kg	2.819 (2.678-2.960)*	2.893 (2.748-3.038)*
Permitted number of seats (including driver)*		4	4
Manufacturer-specified mass for optional equipment*	kg	316	244
Technically permissible maximum towable mass 12% braked unbraked ²⁾	kg	2.000 750	2.000 750
Tyres		225/75 R16	225/75 R16
Wheel base	cm	380	404
Sleeping places		2 5 (OPT)	2 5 (OPT)
Bed size overcab pull-down bed	cm	200x140 123 (OPT)	200x140 123 (OPT)
Middle Bed	cm	200x60 (OPT)	200x85 (OPT)
Bed size rear bed	cm	1x184x80 1x195x80 184 195 x 210	1x196x80 1x210x80 196 210 x 210
Fridge volume freezer	l	137 15	137 15
Fresh water tank capacity, total (fresh water tank at driving filling) ³⁾ waste water tank	l	110 (20) 90	110 (20) 90
Battery charger	Ah A	95 18	95 18
Power outlets 230 V		3 (5 OPT)	2 (4 OPT)
Power outlets 12 V		1	1
USB Socket (double)		2 2	2 1
Inner dimensions storage locker	r in cm	95x110	95x110
Inner dimensions storage locker	l in cm	75x80 (OPT)	75x80 (OPT)
Storage space for gas cylinder with max. 11 kg filling weight	pcs.	2	2

OPT Optional • Standard equipment - not possible r right l left



*INFO

The specified **mass in running order** is a default value defined in the type-approval procedure. Due to manufacturing tolerances, the actual weighed mass in running order may deviate from the value stated above. Deviations of up to ± 5 % of the mass in running order are legally permissible and possible. The permissible range in kilograms is given in brackets after the mass in running order. The **manufacturer-specified mass for optional equipment** is a calculated value for each type and layout that Etrusco uses to determine the maximum weight available for factory-fitted optional equipment. The limitation of optional equipment is intended to ensure that the minimum pay-mass, i.e. the legally prescribed free mass for baggage and retrofitted accessories, is actually available for the vehicle load capacity of the vehicles delivered by Etrusco. The real weight of your vehicle ex works can only be

determined when it is weighed at the end of the line. If, in **exceptional cases**, the weighing shows that the actual load capacity falls below the minimum pay-mass despite limiting the optional equipment due to a permissible weight deviation, we will check together with your trade partner and you whether we should, for example, increase the load capacity of the vehicle, reduce the number of seats or remove optional equipment before delivering the vehicle. The **technically permissible maximum laden mass of the vehicle and the technically permissible maximum mass on the axle** must not be exceeded. Detailed information & explanations on the subject of weight and the configuration of the vehicle can be found in the section **Legal information**. For a more detailed description of all mandatory technical dependencies, please refer to the explanations on the footnotes on p. 62.



Technical Data

		T 7400 SB	T 7400 SBC
Length Width Height ¹⁾	cm	740 232 295	740 232 295
Internal height	cm	210	210
Base chassis		Fiat Ducato 35 Light	Fiat Ducato 35 Light
Base engine Power rating kW (BHP)		2,2 l Mjet 103 (140)	2,2 l Mjet 103 (140)
Chassis type		Low frame	Fiat Low frame
Technically permissible maximum laden mass*	kg	3.500	3.500
Mass in running order*	kg	2.910 (2.765-3.056)*	2.959 (2.811-3.107)*
Permitted number of seats (including driver)*		4	4
Manufacturer-specified mass for optional equipment*	kg	236	177
Technically permissible maximum towable mass 12% braked unbraked ²⁾	kg	2.000 750	2.000 750
Tyres		225 75 R16	225 75 R16
Wheel base	cm	404	404
Sleeping places		2 5 (OPT)	2 5 (OPT)
Bed size overcab pull-down bed	cm	200x140 123 (OPT)	200x140 123 (OPT)
Middle Bed	cm	200x60 (OPT)	195x90 (OPT)
Bed size rear bed	cm	1x210x80 1x205x80 210 205 x 210	1x204x80 1x208x80 204 208 x 210
Fridge volume freezer	l	137 15	137 15
Fresh water tank capacity, total (fresh water tank at driving filling) ³⁾ waste water tank	l	110 (20) 90	110 (20) 90
Battery charger	Ah A	95 18	95 18
Power outlets 230 V		3 (5 OPT)	2 (4 OPT)
Power outlets 12 V		1	1
USB Socket (double)		2 2	2 1
Inner dimensions storage locker	r in cm	95x110	95x110
Inner dimensions storage locker	l in cm	75x80 (OPT)	75x80 (OPT)
Storage space for gas cylinder with max. 11 kg filling weight	pcs.	2	2

OPT Optional • Standard equipment – not possible r right l left



The specified **mass in running order** is a default value defined in the type-approval procedure. Due to manufacturing tolerances, the actual weighed mass in running order may deviate from the value stated above. Deviations of up to ± 5 % of the mass in running order are legally permissible and possible. The permissible range in kilograms is given in brackets after the mass in running order. The **manufacturer-specified mass for optional equipment** is a calculated value for each type and layout that Etrusco uses to determine the maximum weight available for factory-fitted optional equipment. The limitation of optional equipment is intended to ensure that the minimum pay-mass, i.e. the legally prescribed free mass for baggage and retrofitted accessories, is actually available for the vehicle load capacity of the vehicles delivered by Etrusco. The real weight of your vehicle ex works can only be

determined when it is weighed at the end of the line. If, in **exceptional cases**, the weighing shows that the actual load capacity falls below the minimum pay-mass despite limiting the optional equipment due to a permissible weight deviation, we will check together with your trade partner and you whether we should, for example, increase the load capacity of the vehicle, reduce the number of seats or remove optional equipment before delivering the vehicle. The **technically permissible maximum laden mass of the vehicle and the technically permissible maximum mass on the axle** must not be exceeded. Detailed information & explanations on the subject of weight and the configuration of the vehicle can be found in the section **Legal information**. For a more detailed description of all mandatory technical dependencies, please refer to the explanations on the footnotes on p. 62.



Technical Data

		T 7400 QBC
Length Width Height ¹⁾	cm	740 232 295
Internal height	cm	210
Base chassis		Fiat Ducato 35 Light
Base engine Power rating kW (BHP)		2,2 l Mjet 103 (140)
Chassis type		Low frame
Technically permissible maximum laden mass*	kg	3.500
Mass in running order*	kg	2.941 (2.794-3.088)*
Permitted number of seats (including driver)*		4
Manufacturer-specified mass for optional equipment*	kg	200
Technically permissible maximum towable mass 12% braked unbraked ²⁾	kg	2.000 750
Tyres		225 75 R16
Wheel base	cm	404
Sleeping places		2 5 (OPT)
Bed size overcab pull-down bed	cm	200x140 123 (OPT)
Middle Bed	cm	195x90 (OPT)
Bed size rear bed	cm	198x148
Fridge volume freezer	l	137 15
Fresh water tank capacity, total (fresh water tank at driving filling) ³⁾ waste water tank	l	110 (20) 90
Battery charger	Ah A	95 18
Power outlets 230 V		2 (4 OPT)
Power outlets 12 V		1
USB Socket (double)		2 1
Inner dimensions storage locker	r in cm	95x110
Inner dimensions storage locker	l in cm	75x80 (OPT)
Storage space for gas cylinder with max. 11 kg filling weight	pcs.	2

OPT Optional • Standard equipment – not possible r right l left



The specified **mass in running order** is a default value defined in the type-approval procedure. Due to manufacturing tolerances, the actual weighed mass in running order may deviate from the value stated above. Deviations of up to ± 5 % of the mass in running order are legally permissible and possible. The permissible range in kilograms is given in brackets after the mass in running order. The **manufacturer-specified mass for optional equipment** is a calculated value for each type and layout that Etrusco uses to determine the maximum weight available for factory-fitted optional equipment. The limitation of optional equipment is intended to ensure that the minimum pay-mass, i.e. the legally prescribed free mass for baggage and retrofitted accessories, is actually available for the vehicle load capacity of the vehicles delivered by Etrusco. The real weight of your vehicle ex works can only be

determined when it is weighed at the end of the line. If, in **exceptional cases**, the weighing shows that the actual load capacity falls below the minimum pay-mass despite limiting the optional equipment due to a permissible weight deviation, we will check together with your trade partner and you whether we should, for example, increase the load capacity of the vehicle, reduce the number of seats or remove optional equipment before delivering the vehicle. The **technically permissible maximum laden mass of the vehicle and the technically permissible maximum mass on the axle** must not be exceeded. Detailed information & explanations on the subject of weight and the configuration of the vehicle can be found in the section **Legal information**. For a more detailed description of all mandatory technical dependencies, please refer to the explanations on the footnotes on p. 62.

T-MODEL | FIAT

Standard Specification

Chassis | Base Vehicle

- Fiat Ducato 2.2 I Multi-Jet with 103 kW | 140 BHP, emission standard EURO 6d
- Start & Stop Function
- Broad gauge chassis
- Diesel tank 75 ltr.
- Comfortable driving characteristics thanks to rear and front axle stabilisers
- Power steering, height-adjustable headlights, immobiliser, 3-point seat belt with seat belt reminder (for Captain Chairs)
- ABS, EBD (electronic Brake force distribution), ESP (electronic Stability program), ESC (electronic Stability control) including ASR (Anti-slip regulation) and hillholder (Hill start assistant)
- CWA (Crosswind Assistant) and PCB (Multi-collision brake)
- Cruise Control
- Front wheel drive
- Daytime running lights integrated in the standard headlights
- Electric and heated exterior mirrors
- Steel rims 16" incl. wheel covers
- Front bumper painted in body color
- Electric windows and central locking in the cab for semi-integrated vehicles
- Driver and passenger airbag
- Manual cab air conditioning
- Cup holder in the center console
- Tablet holder and USB socket (double)
- Fix & Go kit breakdown set
- Driver | passenger rotatable seat with double armrests
- Height and tilt adjustment for the driver's and passenger seat

Construction

- 7 year tightness guarantee (the Etrusco tightness guarantee conditions apply)
- Outer roof and rear skin made from durable GRP (glass fibre reinforced plastic)
- Roof thickness 33 mm, wall thickness 34 mm, floor thickness 41 mm
- Floor with GRP cover
- Side wall outer skin made of smooth aluminum sheet
- Elegant three-part rear light bracket with integrated lights
- Panorama roof hood over seating area⁹⁾
- Clear glass roof hood 40 x 40
- Double-glazed vent window with blackout blind and fly screen (except toilet room window)
- Large body door with window and ergonomic handle position inside and outside
- Fly screen door
- Coupé entry
- Generous rear garage with lowered frame, securing eyes and interior lighting (depending on the model)
- Rear garage payload up to 150 kg

Living | Sleeping Comfort

- Ergonomically shaped upholstery for more seating comfort
- Cozy L-shaped seating group with freestanding, rotatable and swiveling table on the T 7300 SB, T 7400 SB
- Cosy lounge seating group with a freestanding table that folds down on the T 7400 SBC + QBC
- High quality mattresses with increased comfort in all beds
- Removable and washable mattress covers
- Wooden slatted frame in all fixed beds for increased comfort
- Bed conversion from single bed to double bed on T 6900 SB, T 7300 SB, T 7400 SB, T 7400 SBC
- High quality rear bed application with LED lighting
- Generous storage spaces and storage options
- Tela Sand & White furniture finish
- Nautic Breeze floor

On-Board Technology

- LED lighting integrated under the overhead lockers
- LED outdoor light
- LED living room light
- Indirect LED lighting in the room divider
- Powerful, maintenance-free AGM body battery (95 Ah)
- Board control panel
- Electric charger for body and vehicle battery 12 V | 18 A
- CEE external connection for 230 V with automatic circuit breaker
- FI circuit breaker
- USB sockets

Heating | Gas Supply

- Storage space for 2 gas cylinders with max. 11 kg filling weight
- Combi 6 gas heating with integrated 10 l boiler

Kitchen | Water supply

- Ergonomically arranged kitchen with a generous work surface
- Spacious drawers with Servo-Soft in the kitchen block (depending on the model)
- Three-flame cooker with cast iron pan support and glass cover in black (except T 7400 SBC + QBC)
- Large round sink made of stainless steel with cover
- Flex rail system with 2 hooks
- Fresh water tank capacity 110 l, waste water tank 90 l
- 137 l refrigerator with 15 l freezer compartment (T 5900 FB: 113 l | 14l)
- Bin

Bathroom

- Vario-bathroom in the T 6900 SB, T 7300 SB
- Spacious bathroom with separate shower opposite in the T 6900 DB, T 7400 SB| SBC|QBC
- Bathroom with bench toilet and integrated shower room in the T 5900 FB
- Cassette toilet with electric pump and swivel seat (except T 5900 FB)
- Shower room cladding
- Roof hood with integrated insect screen (depending on model)
- Large mirror surfaces
- Clothes rail in the wet room

Textile combination

- Aosta (grey)
- Campania (brown)

Optional equipments

	Additional weight*	T 5900 FB	T 6900 DB	T 6900 SB	T 7300 SB	T 7400 SB	T 7400 SBC	T 7400 QBC
CHASSIS								
FIAT 2,2 I Multijet - 103 kW (140 bhp) - EURO 6d	0,0	•	•	•	•	•	•	•
FIAT 2,2 I Multijet - 103 kW (140 bhp) - EURO 6d with 9-speed automatic transmission ^{9,10)}	55,0	○	○	○	○	○	○	○
FIAT 2,2 I Multijet - 130 kW (180 bhp) - EURO 6d with 9-speed automatic transmission ^{9,10)}	55,0	-	○	○	○	○	○	○
FIAT 16" alloy wheels bicolor Light Chassis	0,0	○	○	○	○	○	○	○
FIAT 16" alloy wheels bicolor Heavy Chassis ¹⁾	0,0	○	○	○	○	○	○	○
INCREASE OF LOAD CAPACITY*								
Increase of load capacity to 3,650 kg FIAT (without changing the chassis)*	0,0	○	○	○	○	○	○	○
EXTERIOR								
Rear Styling Panels	4,0	○	○	○	○	○	○	○
Framed window	5,0	○	○	○	○	○	○	○
Insulated waste water tank	2,0	○	○	○	○	○	○	○
Cab Sun Roof	7,0	○	○	○	○	○	○	○
Second garage door (size depending on model)	3,0	-	○	○	○	○	○	○
INTERIOR LIVING ROOM CONSTRUCTION								
Bed conversion in the seating area	5,0	-	○	○	○	○	○	○
Electric Lift-up bed ⁴⁾	47,0	○	○	○	○	○	○	○
Electrically height-adjustable queen-size bed	30,0	-	-	-	-	-	-	○
5th seat on the side bench with seat belt (against the direction of travel) ⁵⁺⁶⁾	15,0	-	○	○	○	○	-	-
Carpet (Living Area)	7,0	○	○	○	○	○	○	○
Isofix child seat attachment for rear seat	4,0	○	○	○	○	○	-	-
Isofix child seat attachment for couch couch seating area	2,0	-	-	-	-	-	○	○

• Standard equipment ○ Option ⓘ Mandatory - Not possible



•INFO

The factory installation of optional equipment increases the actual mass of the vehicle and reduces the pay-mass. The additional weight indicated for packages and optional equipment shows the additional weight compared to the standard equipment of the respective model or layout. The total weight of the selected optional equipment must not exceed the **manufacturer-specified mass for optional equipment** shown in the model overviews. This is a calculated value for each type and layout that Etrusco uses to determine the maximum weight available for factory-fitted optional equipment. De-

tailed information and explanations on the subject of weight can be found in the **Legal information** section. An increase of load capacity increases the **manufacturer-specified mass for optional equipment**. The increase results from the higher pay-mass due to the alternative chassis. The increased tare weight of the alternative chassis and, in particular, the weight for any mandatory heavier engine variants (e.g. 180 hp) must be deducted from this. For a more detailed description of all mandatory technical dependencies, please refer to the explanations on the footnotes on p.62.

Optional equipments

	Additional weight*	T 5900 FB	T 6900 DB	T 6900 SB	T 7300 SB	T 7400 SB	T 7400 SBC	T 7400 QBC
ON-BOARD TECHNOLOGY								
Second AGM body battery 95 AH	27,0	○	○	○	○	○	○	○
Combi 6 E Heater (with electric immersion heater)	2,0	○	○	○	○	○	○	○
Electric floor heating in the accessible area	5,0	○	○	○	○	○	○	○
12 V TV pre-cabling including flat screen holder	3,0	○	○	○	○	○	○	○
Cable preparation for reversing camera	1,0	○	○	○	○	○	○	○
Cable preparation for solar system	1,0	○	○	○	○	○	○	○
Oven in the kitchen block	14,0	○	○	○	○	○	○	○
PACKAGES								
Chassis Package: Traction + incl. Hill Descent Control, Radio preparation with speakers & DAB antenna, Steering wheel remote control for radio	2,6	○	○	○	○	○	○	○
Chassis Design Package: Steering wheel and gear knob in leather, Dashboard with applications (Techno-Trim), Black frame headlights, Gloss black radiator grille	0,9	○	○	○	○	○	○	○
Comfort Package: Mirror with indirect lighting and coat hooks ¹²⁾ , wooden slatted shower, Captain chair with covers, additional socket in the overhead locker above the kitchen block, socket in the garage	7,0	○	○	○	○	○	○	○
type X: Overhead locker door design in high gloss magnolia	0,0	○	○	○	○	○	○	○
Emilia textile combination with type X embroidery								
type X lettering design interior and exterior								
SONSTIGES:								
Registration documents		Ⓟ	Ⓟ	Ⓟ	Ⓟ	Ⓟ	Ⓟ	Ⓟ
Upholstery Aosta (grey)	0,0	•	•	•	•	•	•	•
Upholstery Campania (brown)	0,0	•	•	•	•	•	•	•

• Standard equipment ○ Option ⓘ Mandatory - Not possible



•INFO

The factory installation of optional equipment increases the actual mass of the vehicle and reduces the pay-mass. The additional weight indicated for packages and optional equipment shows the additional weight compared to the standard equipment of the respective model or layout. The total weight of the selected optional equipment must not exceed the **manufacturer-specified mass for optional equipment** shown in the model overviews. This is a calculated value for each type and layout that Etrusco uses to determine the maximum weight available for factory-fitted optional equipment. De-

tailed information and explanations on the subject of weight can be found in the **Legal information** section. An increase of load capacity increases the **manufacturer-specified mass for optional equipment**. The increase results from the higher pay-mass due to the alternative chassis. The increased tare weight of the alternative chassis and, in particular, the weight for any mandatory heavier engine variants (e.g. 180 hp) must be deducted from this. For a more detailed description of all mandatory technical dependencies, please refer to the explanations on the footnotes on p. 62.



T-MODEL | FIAT Package

CHASSIS PACKAGE + 2,6 KG*

- Traction + incl. Hill Descent Control
- Radio preparation with speakers
- Steering wheel remote control for radio
- DAB antenna

CHASSIS DESIGN PACKAGE + 0,9 KG*

- Steering wheel and gear knob in leather
- Dashboard with applications (Techno-Trim)
- Black frame headlights
- Gloss black radiator grille

COMFORT PACKAGE 7 KG*

- Mirror with indirect lighting and coat hooks⁽²⁾
- Wooden slatted shower
- Captain chair with covers
- Additional socket in the overhead locker above the kitchen block
- Socket in the garage

TYPE X 0,0 KG*

- Overhead locker door design in high gloss magnolia
- Emilia textile combination with type X embroidery
- type X lettering/design interior and exterior

• Standard equipment O Option © Mandatory - Not possible

INFO

The factory installation of optional equipment increases the actual mass of the vehicle and reduces the pay-mass. The additional weight indicated for packages and optional equipment shows the additional weight compared to the standard equipment of the respective model or layout. The total weight of the selected optional equipment must not exceed the **manufacturer-specified mass for optional equipment** shown in the model overviews. This is a calculated value for each type and layout that Etrusco uses to determine the maximum weight available for factory-fitted optional equipment. De-

tailed information and explanations on the subject of weight can be found in the **Legal information** section. An increase of load capacity increases the **manufacturer-specified mass for optional equipment**. The increase results from the higher pay-mass due to the alternative chassis. The increased tare weight of the alternative chassis and, in particular, the weight for any mandatory heavier engine variants (e.g. 180 hp) must be deducted from this. For a more detailed description of all mandatory technical dependencies, please refer to the explanations on the footnotes on p. 62.



A-MODEL | FIAT



Technical Data

		A 6600 BB	A 7300 DB
Length Width Height ¹⁾	cm	659 233 315	725 233 315
Internal height	cm	210	210
Base chassis		Fiat Ducato 35 Light	Fiat Ducato 35 Light
Base engine Power rating kW (BHP)		2,2 l Mjet 103 (140)	2,2 l Mjet 103 (140)
Chassis type		Low frame	Low frame
Technically permissible maximum laden mass*	kg	3.500	3.500
Mass in running order*	kg	2.843 (2.701-2.985)*	2.911 (2.765-3.057)*
Permitted number of seats (including driver)*		4	4
Manufacturer-specified mass for optional equipment*	kg	306	231
Technically permissible maximum towable mass 12% braked unbraked ²⁾	kg	2.000 750	2.000 750
Tyres		225/75 R16	225/75 R16
Wheel base	cm	380	404
Sleeping places		6	6
Bed size overcab pull-down bed	cm	211 x 159	211 X 159
Middle Bed	cm	170 x 100	180 x 100
Bed size rear bed	cm	1 x 210 x 86 1 x 205 x 82	212 x 149 129
Fridge volume freezer	l	98 14 156 29 (OPT)	98 14 156 29 (OPT)
Fresh water tank capacity, total (fresh water tank at driving filling) ³⁾ waste water tank	l	110 (20) 90	110 (20) 90
Battery charger	Ah A	95 18	95 18
Power outlets 230 V		2 (4 OPT)	2 (4 OPT)
Power outlets 12 V		1	1
USB Socket (double)		1	1
Inner dimensions storage locker	r in cm	65 x 105	105 x 120
Inner dimensions storage locker	l in cm	60 x 100 (OPT)	105 x 80 (OPT)
Storage space for gas cylinder with max. 11 kg filling weight	pcs.	2	2

OPT Optional • Standard equipment – not possible r right l left



*INFO

The specified **mass in running order** is a default value defined in the type-approval procedure. Due to manufacturing tolerances, the actual weighed mass in running order may deviate from the value stated above. Deviations of up to $\pm 5\%$ of the mass in running order are legally permissible and possible. The permissible range in kilograms is given in brackets after the mass in running order. The **manufacturer-specified mass for optional equipment** is a calculated value for each type and layout that Etrusco uses to determine the maximum weight available for factory-fitted optional equipment. The limitation of optional equipment is intended to ensure that the minimum pay-mass, i.e. the legally prescribed free mass for baggage and retrofitted accessories, is actually available for the vehicle load capacity of the vehicles delivered by Etrusco. The real weight of your vehicle ex works can only be

determined when it is weighed at the end of the line. If, in **exceptional cases**, the weighing shows that the actual load capacity falls below the minimum pay-mass despite limiting the optional equipment due to a permissible weight deviation, we will check together with your trade partner and you whether we should, for example, increase the load capacity of the vehicle, reduce the number of seats or remove optional equipment before delivering the vehicle. The **technically permissible maximum laden mass of the vehicle and the technically permissible maximum mass on the axle** must not be exceeded. Detailed information & explanations on the subject of weight and the configuration of the vehicle can be found in the section **Legal information**. For a more detailed description of all mandatory technical dependencies, please refer to the explanations on the footnotes on p. 62.

A-MODEL | FIAT

Standard Specification

Chassis | Base Vehicle

- Fiat Ducato 2.2l Multi-Jet with 103 kW | 140 BHP, emission standard EURO 6d
- Start & Stop function
- Broad gauge chassis
- Power steering, height-adjustable headlights, immobiliser, 3-point seat belt with seat belt reminder (for Captain Chairs)
- ABS, EBD (electronic Brake force distribution), ESP (electronic Stability program), ESC (electronic Stability control) including ASR (Anti-slip regulation) and hillholder (Hill start assistant)
- CWA (Crosswind Assistant) and PCB (Multi-collision brake)
- Comfortable driving characteristics thanks to rear and front axle stabilisers
- Cruise Control
- Front wheel drive
- Daytime running lights integrated in the standard headlights
- Steel rims 16" incl. wheel covers
- Electric and heated exterior mirrors
- Front bumper painted in body color
- Driver and passenger airbag
- Manual cab air conditioning in the driver's cab
- Electric windows and central locking in the cab
- Cup holder in the center console
- Tablet holder and USB socket (double)
- Fix & Go kit breakdown set
- Diesel tank 75 ltr.
- Driver | passenger seat with double armrests
- Height and tilt adjustment for the driver's and passenger seat

Construction

- 7 year tightness guarantee (the Etrusco tightness guarantee conditions apply)
- Outer roof and rear skin made from durable GRP (glass fibre reinforced plastic)
- Roof thickness 33 mm, wall thickness 34 mm, floor thickness 42 mm
- Side wall outer skin made of smooth aluminium sheet
- Fly screen door
- Electric step
- Elegant three-part rear light bracket with integrated lights
- High-quality body door with window and ergonomic handle position inside and outside
- Panorama roof hood over seating area
- Clear glass roof hood 40x40
- Double-glazed vent window with blackout blind and fly screen (except toilet room window)
- Generous rear garage with lowered frame, securing eyes and interior lighting (depending on the model)
- Rear garage payload up to 150 kg

Living | Sleeping Comfort

- Ergonomically shaped upholstery for more seating comfort
- High quality rear bed application with LED lighting
- High quality mattresses with increased comfort in all beds
- Removable and washable mattress covers
- Wooden slatted frame in all fixed beds for increased comfort
- Comfortable overcab beds with side window on the right
- Foldable overcab bed for better access to the driver's cab
- Safety nets on the overcab bed
- Generous storage spaces and storage options
- Ventilated storage cupboards and chests
- Tela Sand & White furniture finish
- Nautic Breeze floor

On-Board Technology

- LED lighting integrated under the overhead lockers
- LED outdoor light
- LED living room light
- Powerful, maintenance-free AGM body battery (95 Ah)
- Board control panel
- Electric charger for body and vehicle battery 12 V | 18 A
- CEE external connection for 230 V with automatic circuit breaker
- FI circuit breaker
- USB sockets

Heating | Gas Supply

- Storage space for 2 gas cylinders with max. 11 kg filling weight
- Combi 6 gas heating with integrated 10l boiler

Kitchen | Water Supply

- Ergonomically arranged kitchen with a generous work surface
- Spacious drawers with Servo-Soft in the kitchen block (depending on the model)
- Three-flame cooker with cast iron pan support and glass cover in black
- Flex rail system with 2 hooks
- Large round sink made of stainless steel with cover
- Indirect LED lighting under the worktop
- 98 l refrigerator with 14 l freezer compartment
- Fresh water tank capacity 110 l, waste water tank 90 l
- Bin

Bathroom

- Cassette toilet with electric pump and swivel seat
- Roof hood with integrated insect screen (depending on model)
- Shower room cladding
- Large mirror surfaces
- Clothes rail in the wet room

Textile Combination

- Aosta (grey)
- Campania (brown)

	Additional weight*	A 6600 BB	A 7300 DB
Optional equipments			
CHASSIS			
FIAT 2,2 l Multijet - 103 kW (140 bhp) - EURO 6d	0,0	•	•
FIAT 2,2 l Multijet - 103 kW (140 bhp) - EURO 6d with 9-speed automatic transmission ^{9,10)}	55,0	○	○
FIAT 2,2 l Multijet - 130 kW (180 bhp) - EURO 6d with 9-speed automatic transmission ^{9,10)}	55,0	○	○
FIAT 16" alloy wheels bicolor Light Chassis	0,0	○	○
FIAT 16" alloy wheels bicolor Heavy Chassis ¹⁹⁾	0,0	○	○
INCREASE OF LOAD CAPACITY*			
Increase of load capacity to 3,650 kg FIAT (without changing the chassis)*	0,0	○	○
EXTERIOR			
Rear Styling Panels	4,0	○	○
Design application for alcoves	6,0	○	○
Framed window	5,0	○	○
Insulated waste water tank	2,0	○	○
Second garage door (size depending on model) ¹³⁾	3,0	○	○
INTERIOR LIVING ROOM CONSTRUCTION			
Isofix child seat attachment for rear seat	4,0	○	○
Carpet (Living Area)	7,0	○	○
Oven in the kitchen block only in connection with 156l refrigerator	14,0	○	○
Large 156l fridge with separate freezer compartment 29l	14,5	○	○
Safety package: 2 headrests and 2 lap belts middle. Seat against the direction of travel (permissible number of people results from vehicle weight) ⁶⁾	8,0	○	○

• Standard equipment ○ Option ⓘ Mandatory - Not possible



•INFO

The factory installation of optional equipment increases the actual mass of the vehicle and reduces the pay-mass. The additional weight indicated for packages and optional equipment shows the additional weight compared to the standard equipment of the respective model or layout. The total weight of the selected optional equipment must not exceed the **manufacturer-specified mass for optional equipment** shown in the model overviews. This is a calculated value for each type and layout that Etrusco uses to determine the maximum weight available for factory-fitted optional equipment. De-

tailed information and explanations on the subject of weight can be found in the **Legal information** section. An increase of load capacity increases the **manufacturer-specified mass for optional equipment**. The increase results from the higher pay-mass due to the alternative chassis. The increased tare weight of the alternative chassis and, in particular, the weight for any mandatory heavier engine variants (e.g. 180 hp) must be deducted from this. For a more detailed description of all mandatory technical dependencies, please refer to the explanations on the footnotes on p.62.

	Additional weight*	A 6600 BB	A 7300 DB
Optional equipments			
ON-BOARD TECHNOLOGY			
Second AGM body battery 95 AH	27,0	○	○
Combi 6 E Heater (with electric immersion heater)	2,0	○	○
Electric floor heating in the accessible area	5,0	○	○
12 V TV pre-cabling including flat screen holder	3,0	○	○
Cable preparation for reversing camera	1,0	○	○
Cable preparation for solar system	1,0	○	○
PACKAGES			
Chassis Package: Traction + incl. Hill Descent Control, Radio preparation with speakers & DAB antenna, Steering wheel remote control for radio, Antenna integrated in the exterior mirror	2,6	○	○
Chassis Design Package: Steering wheel and gear knob in leather, Dashboard with applications (Techno-Trim), Black frame headlights, Gloss black radiator grille	0,9	○	○
Comfort Package: Mirror with indirect lighting and coat hooks ¹²⁾ , wooden slatted shower, Captain chair with covers, additional socket in the overhead locker above the kitchen block, socket in the garage	7,0	○	○
type X : Overhead locker door design in high gloss magnolia Emilia textile combination with type X embroidery type X lettering design interior and exterior	0,0	○	○
OTHERS:			
Registration documents		Ⓟ	Ⓟ
Upholstery Aosta (grey)	0,0	•	•
Upholstery Campania (brown)	0,0	•	•

• Standard equipment ○ Option ⓘ Mandatory - Not possible



•INFO

The factory installation of optional equipment increases the actual mass of the vehicle and reduces the pay-mass. The additional weight indicated for packages and optional equipment shows the additional weight compared to the standard equipment of the respective model or layout. The total weight of the selected optional equipment must not exceed the **manufacturer-specified mass for optional equipment** shown in the model overviews. This is a calculated value for each type and layout that Etrusco uses to determine the maximum weight available for factory-fitted optional equipment. De-

tailed information and explanations on the subject of weight can be found in the **Legal information** section. An increase of load capacity increases the **manufacturer-specified mass for optional equipment**. The increase results from the higher pay-mass due to the alternative chassis. The increased tare weight of the alternative chassis and, in particular, the weight for any mandatory heavier engine variants (e.g. 180 hp) must be deducted from this. For a more detailed description of all mandatory technical dependencies, please refer to the explanations on the footnotes on p. 62.



A-MODEL | FIAT Package

CHASSIS PACKAGE

+ 2,6 KG*

- Traction + incl. Hill Descent Control
- Radio preparation with speakers
- Steering wheel remote control for radio
- DAB Antenna

CHASSIS DESIGN PACKAGE

+ 0,9 KG*

- Steering wheel and gear knob in leather
- Dashboard with applications (Techno-Trim)
- Black frame headlights
- Gloss black radiator grille

COMFORT PACKAGE

7 KG*

- Mirror with indirect lighting and coat hooks⁽²⁾
- Wooden slatted shower
- Captain chair with covers
- Additional socket in the overhead locker above the kitchen block
- Socket in the garage

TYPE X

0,0 KG*

- Overhead locker door design in high gloss magnolia
- Emilia textile combination with type X embroidery
- type X lettering/design interior and exterior

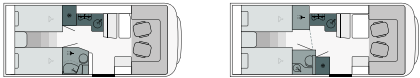
• Standard equipment O Option @ Mandatory - Not possible

INFO

The factory installation of optional equipment increases the actual mass of the vehicle and reduces the pay-mass. The additional weight indicated for packages and optional equipment shows the additional weight compared to the standard equipment of the respective model or layout. The total weight of the selected optional equipment must not exceed the **manufacturer-specified mass for optional equipment** shown in the model overviews. This is a calculated value for each type and layout that Etrusco uses to determine the maximum weight available for factory-fitted optional equipment. De-

tailed information and explanations on the subject of weight can be found in the **Legal information** section. An increase of load capacity increases the **manufacturer-specified mass for optional equipment**. The increase results from the higher pay-mass due to the alternative chassis. The increased tare weight of the alternative chassis and, in particular, the weight for any mandatory heavier engine variants (e.g. 180 hp) must be deducted from this. For a more detailed description of all mandatory technical dependencies, please refer to the explanations on the footnotes on p. 62.





Technical Data

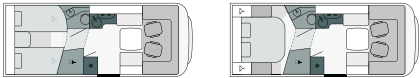
		I 6900 SB	I 7400 SB
Length Width Height ¹⁾	cm	695 232 295	740 232 295
Internal height	cm	210	210
Base chassis		Fiat Ducato 35 Light	Fiat Ducato 35 Light
Base Engine Power kW (HP)		2,2 Mjet 103 (140)	2,2 Mjet 103 (140)
Chassis Type		Low Frame	Low Frame
Technically permissible maximum laden mass*	kg	3.500	3.500
Mass in running order*	kg	2.921 (2.775-3.067)*	3.007 (2.857-3.157)*
Permitted number of seats (including driver)*		4	4
Manufacturer-specified mass for optional equipment*	kg	214	134
Technically permissible maximum towable mass 12% braked unbraked ²⁾	kg	2.000 750	2.000 750
Tyres		225 75 R16	225 75 R16
Wheel base	cm	380	404
Sleeping places		4 5 (OPT)	4 5 (OPT)
Pull-down bed	cm	193 x 150	193 x 150
Middle Bed	cm	200 x 60 (OPT)	200 x 60 (OPT)
Rear bed	cm	1x184x80 1x195x80 184 195 x 210	1x210x80 1x205x80 210 205 x 210
Fridge volume freezer	l	137 15	137 15
Fresh water tank capacity, total (fresh water tank at driving filling) ³⁾ waste water tank	l	110 (20) 90	110 (20) 90
Battery charger	Ah A	95 18	95 18
Power outlets 230 V		4	4
Power outlets 12 V		1	1
USB Socket (double)		2 2	2 2
Light dimension storage flap Storage flap W x H	r in cm	95x110	95 x 110
Light dimension storage flap Storage flap W x H	l in cm	75x80 (OPT)	75 x 80 (OPT)
Storage space for gas cylinder with max. 11 kg filling weight	pcs.	2	2

OPT Optional • Standard equipment – not possible r right l left



The specified **mass in running order** is a default value defined in the type-approval procedure. Due to manufacturing tolerances, the actual weighed mass in running order may deviate from the value stated above. Deviations of up to ± 5 % of the mass in running order are legally permissible and possible. The permissible range in kilograms is given in brackets after the mass in running order. The **manufacturer-specified mass for optional equipment** is a calculated value for each type and layout that Etrusco uses to determine the maximum weight available for factory-fitted optional equipment. The limitation of optional equipment is intended to ensure that the minimum pay-mass, i.e. the legally prescribed free mass for baggage and retrofitted accessories, is actually available for the vehicle load capacity of the vehicles delivered by Etrusco. The real weight of your vehicle ex works can only be

determined when it is weighed at the end of the line. If, in **exceptional cases**, the weighing shows that the actual load capacity falls below the minimum pay-mass despite limiting the optional equipment due to a permissible weight deviation, we will check together with your trade partner and you whether we should, for example, increase the load capacity of the vehicle, reduce the number of seats or remove optional equipment before delivering the vehicle. The **technically permissible maximum laden mass of the vehicle and the technically permissible maximum mass on the axle** must not be exceeded. Detailed information & explanations on the subject of weight and the configuration of the vehicle can be found in the section **Legal information**. For a more detailed description of all mandatory technical dependencies, please refer to the explanations on the footnotes on p. 62.



Technical Data

		I 7400 SBC	I 7400 QBC
Length Width Height ¹⁾	cm	740 232 295	740 232 295
Internal height	cm	210	210
Base chassis		Fiat Ducato 35 Light	Fiat Ducato 35 Light
Base Engine Power kW (HP)		2,2 Mjet 103 (140)	2,2 Mjet 103 (140)
Chassis Type		Low Frame	Low Frame
Technically permissible maximum laden mass*	kg	3.500	3.500
Mass in running order*	kg	3.038 (2.886-3.190)*	3.032 (2.880-3.184)
Permitted number of seats (including driver)*		4	4
Manufacturer-specified mass for optional equipment*	kg	93	99
Technically permissible maximum towable mass 12% braked unbraked ²⁾	kg	2.000 750	2.000 750
Tyres		225 75 R16	225 75 R16
Wheel base	cm	404	404
Sleeping places		4 5 (OPT)	4 5 (OPT)
Pull-down bed	cm	193 x 150	193 x 150
Middle Bed	cm	195 x 90 (OPT)	195 x 90 (OPT)
Rear bed	cm	1x204x80 1x209x80 204 209 x 210	198x148
Fridge volume freezer	l	137 15	137 15
Fresh water tank capacity, total (fresh water tank at driving filling) ³⁾ waste water tank	l	110 (20) 90	110 (20) 90
Battery charger	Ah A	95 18	95 18
Power outlets 230 V		4	4
Power outlets 12 V		1	1
USB Socket (double)		2 1	2 1
Light dimension storage flap Storage flap W x H	r in cm	95 x 110	95 x 110
Light dimension storage flap Storage flap W x H	l in cm	75 x 80 (OPT)	75 x 80 (OPT)
Storage space for gas cylinder with max. 11 kg filling weight	pcs.	2	2

OPT Optional • Standard equipment – not possible r right l left



The specified **mass in running order** is a default value defined in the type-approval procedure. Due to manufacturing tolerances, the actual weighed mass in running order may deviate from the value stated above. Deviations of up to ± 5 % of the mass in running order are legally permissible and possible. The permissible range in kilograms is given in brackets after the mass in running order. The **manufacturer-specified mass for optional equipment** is a calculated value for each type and layout that Etrusco uses to determine the maximum weight available for factory-fitted optional equipment. The limitation of optional equipment is intended to ensure that the minimum pay-mass, i.e. the legally prescribed free mass for baggage and retrofitted accessories, is actually available for the vehicle load capacity of the vehicles delivered by Etrusco. The real weight of your vehicle ex works can only be

determined when it is weighed at the end of the line. If, in **exceptional cases**, the weighing shows that the actual load capacity falls below the minimum pay-mass despite limiting the optional equipment due to a permissible weight deviation, we will check together with your trade partner and you whether we should, for example, increase the load capacity of the vehicle, reduce the number of seats or remove optional equipment before delivering the vehicle. The **technically permissible maximum laden mass of the vehicle and the technically permissible maximum mass on the axle** must not be exceeded. Detailed information & explanations on the subject of weight and the configuration of the vehicle can be found in the section **Legal information**. For a more detailed description of all mandatory technical dependencies, please refer to the explanations on the footnotes on p. 62.

I-MODEL | FIAT

Standard Specification

Chassis | Base Vehicle

- Fiat Ducato 2.2 I Multi-Jet with 103 kW | 140 BHP, emission standard EURO 6d
- Start & Stop Function
- Broad gauge chassis
- Diesel tank 75 ltr.
- Comfortable driving characteristics thanks to rear and front axle stabilisers
- Power steering, height-adjustable headlights, immobiliser, 3-point seat belt with seat belt reminder (for Captain Chairs)
- ABS, EBD (electronic Brake force distribution), ESP (electronic Stability program), ESC (electronic Stability control) including ASR, (Anti-slip regulation) and hillholder (Hill start assistant)
- CWA (Crosswind Assistant) and PCB (Multi-collision brake)
- Cruise Control
- Front wheel drive
- LED-Daytime running lights
- Steel rims 16" incl. wheel covers
- All-round panoramic laminated glass windshield
- Low-vibration, electrically adjustable and heated exterior mirrors in coach optics with wide angle
- Driver and passenger airbag
- Manual cab air conditioning
- Cup holder in the center console
- Tablet holder and USB socket (double)
- Fix & Go kit breakdown set
- Driver|passenger rotatable seat in living area fabric with double armrests
- Height and tilt adjustment for the driver's and passenger seat

Construction

- 7 year tightness guarantee (the Etrusco tightness guarantee conditions apply)
- Outer roof and rear skin made from durable GRP (glass fibre reinforced plastic)
- Roof thickness 33 mm, wall thickness 34 mm, floor thickness 41 mm
- Floor with GRP cover
- Side wall outer skin made of smooth aluminum sheet
- Elegant three-part rear light bracket with integrated lights
- Cab blinds for the best insulation and privacy with integrated
- Driver's cabin door front left
- Panorama roof hood over seating area
- Clear glass roof hood 40x40
- Clear glass roof hood 40x40 over the pull-down bed
- Double-glazed vent window with blackout blind and fly screen (except toilet room window)
- Large body door with window and ergonomic handle position inside and outside
- Fly screen door
- Coupé entry
- Generous rear garage with lowered frame, securing eyes and interior lighting (depending on the model)
- Rear garage payload up to 150 kg

Living | Sleeping Comfort

- Ergonomically shaped upholstery for more seating comfort
- Cosy L-shaped seating group with freestanding, rotatable and swiveling table on the I 7400 SB
- Cosy lounge seating group with a freestanding table that folds down on the I 7400 SBC + QBC
- High quality mattresses with increased comfort in all beds
- Removable and washable mattress covers
- Wooden slatted frame in all fixed beds for increased comfort
- Lift-up bed as standard on I 6900 SB, I 7400 SB, I 7400 SBC + QBC
- Bed conversion from single bed to double bed on I 6900 SB, I 7400 SB, I 7400 SBC
- Mirror with indirect lighting and coat hooks
- High quality rear bed application with LED lighting
- Generous storage spaces and storage options
- Tela Sand & White furniture finish
- Nautic Breeze floor

On-Board Technology

- LED lighting integrated under the overhead lockers
- LED outdoor light
- LED living room light
- Indirect LED lighting in the room divider
- Powerful, maintenance-free AGM body battery (95 Ah)
- Board control panel
- Electric charger for body and vehicle battery 12 V | 18 A
- CEE external connection for 230 V with automatic circuit breaker
- FI circuit breaker
- Socket in the overhead locker above the kitchen block
- Socket in the garage
- USB sockets

Heating | Gas Supply

- Storage space for 2 gas cylinders with max. 11 kg filling weight
- Combi 6 gas heating with integrated 10 l boiler

Kitchen | Water Supply

- Ergonomically arranged kitchen with a generous work surface
- Spacious drawers with Servo-Soft in the kitchen block (depending on the model)
- Three-flame cooker with cast iron pan support and glass cover in black (except I 7400 SBC + QBC)
- Large round sink made of stainless steel with cover
- Flex rail system with 2 hooks
- Fresh water tank capacity 110 l, waste water tank 90 l
- 137 l refrigerator with 15 l freezer compartment
- Indirect LED lighting under the worktop
- Bin

Bathroom

- Vario-bathroom in the I 6900 SB
- Spacious bathroom with separate shower opposite in the I 7400 SB|SBC|QBC
- Cassette toilet with electric pump and swivel seat
- Shower room cladding
- Wooden slatted shower
- Roof hood with integrated insect screen (depending on model)
- Large mirror surfaces
- Clothes rail in the wet room

Textile Combination

- Aosta (grey)
- Campania (brown)

	Additional weight*	I 6900 SB	I 7400 SB	I 7400 SBC	I 7400 QBC
Optional equipments					
CHASSIS					
FIAT 2,2 I Multijet - 103 kW (140 bhp) - EURO 6d	0,0	•	•	•	•
FIAT 2,2 I Multijet - 103 kW (140 bhp) - EURO 6d with 9-speed automatic transmission ^{9,10)}	55,0	○	○	○	○
FIAT 2,2 I Multijet - 130 kW (180 bhp) - EURO 6d with 9-speed automatic transmission ^{9,10)}	55,0	○	○	○	○
FIAT 16" alloy wheels bicolor Light Chassis	0,0	○	○	○	○
FIAT 16" alloy wheels bicolor Heavy Chassis ¹¹⁾	0,0	○	○	○	○
INCREASE OF LOAD CAPACITY*					
Increase of load capaicity to 3,650 kg FIAT (without changing the chassis)*	0,0	○	○	○	○
FIAT Ducato Heavy Chassis 4.400 kg only in conjunction with 180 bhp ¹⁴⁾ *	40,0	○	○	○	○
EXTERIOR					
Rear Styling Panels	4,0	○	○	○	○
Framed window	5,0	○	○	○	○
Insulated waste water tank	2,0	○	○	○	○
Second garage door (size depending on model)	3,0	○	○	○	○
INTERIOR LIVING ROOM CONSTRUCTION					
Bed conversion in the seating area	5,0	○	○	○	○
Electrically height-adjustable queen-size bed	30,0	-	-	-	○
5th seat on the side bench with seat belt (against the direction of travel) ^{5,6)}	15,0	○	○	-	-
Carpet (Living Area)	7,0	○	○	○	○
Isofix child seat attachment for rear seat	4,0	○	○	-	-
Isofix child seat attachment for couch-couch seating group	2,0	-	-	○	○

• Standard equipment ○ Option ⓘ Mandatory - Not possible



•INFO

The factory installation of optional equipment increases the actual mass of the vehicle and reduces the pay-mass. The additional weight indicated for packages and optional equipment shows the additional weight compared to the standard equipment of the respective model or layout. The total weight of the selected optional equipment must not exceed the **manufacturer-specified mass for optional equipment** shown in the model overviews. This is a calculated value for each type and layout that Etrusco uses to determine the maximum weight available for factory-fitted optional equipment. De-

tailed information and explanations on the subject of weight can be found in the **Legal information** section. An increase of load capacity increases the **manufacturer-specified mass for optional equipment**. The increase results from the higher pay-mass due to the alternative chassis. The increased tare weight of the alternative chassis and, in particular, the weight for any mandatory heavier engine variants (e.g. 180 hp) must be deducted from this. For a more detailed description of all mandatory technical dependencies, please refer to the explanations on the footnotes on p.62.

	Additional weight*	I 6900 SB	I 7400 SB	I 7400 SBC	I 7400 QBC
Optional equipments					
ON-BOARD TECHNOLOGY					
Second AGM body battery 95 AH	27,0	○	○	○	○
Combi 6 E Heater (with electric immersion heater)	2,0	○	○	○	○
Electric floor heating in the accessible area	5,0	○	○	○	○
12 V TV pre-cabling including flat screen holder	3,0	○	○	○	○
Cable preparation for reversing camera	1,0	○	○	○	○
Cable preparation for solar system	1,0	○	○	○	○
Oven in the kitchen block	14,0	○	○	○	○
PACKAGES					
Chassis Package A-class models: Traction + incl. Hill Descent Control, Steering wheel remote control for radio, Steering wheel and gear knob in leather, Dashboard with applications (Techno-Trim)	1,3	○	○	○	○
type X: Overhead locker door design in high gloss magnolia Emilia textile combination with type X embroidery type X lettering design interior and exterior	0,0	○	○	○	○
OTHERS:					
Registration documents		Ⓟ	Ⓟ	Ⓟ	Ⓟ
Upholstery Aosta (grey)	0,0	•	•	•	•
Upholstery Campania (brown)	0,0	•	•	•	•

• Standard equipment ○ Option ⓘ Mandatory - Not possible



•INFO

The factory installation of optional equipment increases the actual mass of the vehicle and reduces the pay-mass. The additional weight indicated for packages and optional equipment shows the additional weight compared to the standard equipment of the respective model or layout. The total weight of the selected optional equipment must not exceed the **manufacturer-specified mass for optional equipment** shown in the model overviews. This is a calculated value for each type and layout that Etrusco uses to determine the maximum weight available for factory-fitted optional equipment. De-

tailed information and explanations on the subject of weight can be found in the **Legal information** section. An increase of load capacity increases the **manufacturer-specified mass for optional equipment**. The increase results from the higher pay-mass due to the alternative chassis. The increased tare weight of the alternative chassis and, in particular, the weight for any mandatory heavier engine variants (e.g. 180 hp) must be deducted from this. For a more detailed description of all mandatory technical dependencies, please refer to the explanations on the footnotes on p. 62.



I-MODEL | FIAT Package

CHASSIS PACKAGE

+ 1,3 KG*

- Traction + incl. Hill Descent Control
- Steering wheel remote control for radio
- Steering wheel and gear knob in leather
- Dashboard with applications (Techno-Trim)

TYPE X

0,0 KG*

- Overhead locker door design in high gloss magnolia
- Emilia textile combination with type X embroidery
- type X lettering/design interior and exterior

• Standard equipment O Option © Mandatory - Not possible



INFO

The factory installation of optional equipment increases the actual mass of the vehicle and reduces the pay-mass. The additional weight indicated for packages and optional equipment shows the additional weight compared to the standard equipment of the respective model or layout. The total weight of the selected optional equipment must not exceed the **manufacturer-specified mass for optional equipment** shown in the model overviews. This is a calculated value for each type and layout that Etrusco uses to determine the maximum weight available for factory-fitted optional equipment. De-

tailed information and explanations on the subject of weight can be found in the **Legal information** section. An increase of load capacity increases the **manufacturer-specified mass for optional equipment**. The increase results from the higher pay-mass due to the alternative chassis. The increased tare weight of the alternative chassis and, in particular, the weight for any mandatory heavier engine variants (e.g. 180 hp) must be deducted from this. For a more detailed description of all mandatory technical dependencies, please refer to the explanations on the footnotes on p. 62.

Legal notes on weight-related information

The weight specifications and tests for motorhomes are uniformly regulated throughout the EU in EU Implementing Regulation No. 2021/535 (until June 2022: EU Implementing Regulation No. 1230/2012). We have summarised and explained the key terms and legal requirements from this regulation for you below. Our dealers and the Etrusco configurator on our website offer you additional assistance in configuring your vehicle.

1. Technically permissible maximum laden mass

The technically permissible maximum laden mass of the vehicle (e.g. 3,500 kg) is a mass specification set by the manufacturer which the vehicle must not exceed. Information on the technically permissible maximum laden mass of the model you have chosen can be found in the technical data. If the vehicle exceeds the technically permissible maximum laden mass in everyday driving, this constitutes an administrative offence which may result in a fine.

2. Mass in running order

In simple terms, the mass in running order is the basic vehicle with standard equipment plus a legally fixed standard weight of 75 kg for the driver. This essentially includes the following items:

- the unladen weight of the vehicle together with the bodywork, including operating fluids such as greases, oils and coolants;
- the standard equipment, i.e. all equipment items that are included as standard in the factory-fitted scope of delivery;
- the fresh water tank filled to 100 % in driving mode (driving fill according to manufacturer's specifications; 20 litres) and an aluminium gas cylinder filled to 100 % with a weight of 16 kg;
- the fuel tank, which is 90 % full, including fuel;
- the driver, whose weight – regardless of the actual weight – is generally specified as 75 kg in accordance with EU law.

Information on the mass in running order can be found for each model in our sales documents. It is important to note that the value for mass in running order given in the sales documents is a default value determined in the type-approval procedure and verified by the authorities. It is legally permissible and possible for the mass in running order of the vehicle delivered to you to deviate from the nominal value stated in the sales documents. The legally permissible tolerance is $\pm 5\%$. In this way, the EU legislator accounts for the fact that certain fluctuations in the mass in running order occur due to variations in the weight of supplied parts as well as due to processes and weather conditions. These weight deviations can be illustrated by means of an example calculation:

- Mass in running order acc. to sales documents: 2,850 kg
- Legally permissible tolerance of $\pm 5\%$: 142.50 kg
- Legally permissible range of mass in running order: 2,707.50 kg to 2,992.50 kg

The specific range of permissible weight deviations can be found for each model in the technical data. Etrusco

makes great efforts to reduce weight variations to the minimum that is unavoidable for production reasons. Deviations at the upper and lower end of the range are therefore very rare; however, they cannot be completely ruled out technically, even with all optimisations. The real weight of the vehicle and compliance with the permissible tolerance is therefore checked by Etrusco by weighing each vehicle at the end of the line.

3. Mass of the passengers

The mass of the passengers is set a standard value of 75 kg for each seat provided by the manufacturer, regardless of the actual weight of the passengers. The mass of the driver is already included in the mass in running order (see no. 2 above) and is therefore not included again. In the case of a motorhome with four permitted seats, the mass of the passengers is therefore $3 \times 75 \text{ kg} = 225 \text{ kg}$.

4. Optional equipment and actual mass of the vehicle

Optional equipment (also: additional equipment) includes, according to the legal definition, all optional equipment parts not included in the standard equipment which are fitted to the vehicle under the responsibility of the manufacturer – i.e. ex works – and can be ordered by the customer (e.g. awning, bicycle or motorbike carrier, satellite system, solar system, oven, etc.). Information on the individual or package weights of the optional equipment that can be ordered can be found in our sales documents. Optional equipment in this sense does not include other accessories that are retrofitted by the dealer or you personally after the vehicle has been delivered ex works. The mass of the vehicle in running order (see no. 2 above) and the mass of the optional equipment fitted to a specific vehicle at the factory are together referred to as the actual mass. You will find the corresponding information for your vehicle after handover under item 13.2 of the Certificate of Conformity (CoC). Please note that this specification also represents a standardised value. Since the mass in running order – as an element of the actual mass – is subject to a legally permissible tolerance of $\pm 5\%$ (see no. 2), the actual mass may also deviate accordingly from the stated nominal value.

5. Pay-mass and minimum pay-mass

The installation of optional equipment is also subject to technical and legal limits: Only so much optional equipment can be ordered and fitted at the factory that sufficient free weight remains for baggage and other accessories ("pay-mass") without exceeding the technically permissible maximum laden mass. The pay-mass is calculated by subtracting the mass in running order (nominal value according to sales documents, see no. 2 above), mass of the optional equipment (see no. 4 above) and the mass of the passengers (see no. 3 above) from the technically permissible maximum laden mass (see no. 1 above). The EU regulations stipulate a fixed minimum pay-mass for motorhomes, which must remain as a minimum for baggage or other non-factory-fitted accessories. This minimum pay-mass is calculated as follows:

Minimum pay-mass in kg $\geq 10 \times (n + L)$

Where: "n" is the maximum number of passengers plus the driver and "L" is the overall length of the vehicle in metres.

For a motorhome with a length of 6 m and 4 approved seats, the minimum pay-mass is therefore e.g. $10 \text{ kg} \times (4 + 6) = 100 \text{ kg}$.

To ensure that the minimum pay-mass is maintained, there is a maximum combination of optional equipment that can be ordered for each vehicle model. In the above example with a minimum pay-mass of 100 kg, the total mass of optional equipment for a vehicle with four permitted seats and a mass in running order of 2,850 kg should not exceed 325 kg:

• 3 500	kg	technically permissible maximum laden mass
- 2 850	kg	mass in running order
- 3*75	kg	mass of the passengers
- 100	kg	minimum pay-mass
= 325	kg	maximum permissible mass of optional equipment

It is important to note that this calculation is based on the default value for mass in running order as defined in the type-approval procedure, without taking into account the permissible weight deviations for mass in running order (see no. 2 above). If the maximum permissible value for the optional equipment of (in the example) 325 kg is almost or completely exhausted, an upward weight deviation can therefore result in the minimum pay-mass of 100 kg being met mathematically using the default value for the mass in running order, although in fact there is no corresponding load capacity. Here, too, an example calculation for a vehicle with four seats, whose real weighed mass in running order is 2 % above the nominal value:

• 3 500	kg	technically permissible maximum laden mass
- 2 907	kg	real weighed mass in running order (+ 2 % compared to the stated value of 2,850 kg)
- 3*75	kg	mass of the passengers
- 325	kg	optional equipment (maximum permissible value)
= 43	kg	actual load capacity (< minimum pay-mass of 100 kg)

In order to avoid such a situation, Etrusco further reduces the maximum permissible weight of the total optional equipment that can be ordered on a model-specific basis. The limitation of optional equipment is intended to ensure that the minimum pay-mass, i.e. the legally prescribed free mass for baggage and retrofitted accessories, is actually available for the vehicle load capacity of the vehicles delivered by Etrusco. Since the weight of a specific vehicle can only be determined when it is weighed at the end of the line, in very rare cases a situation may arise in which the minimum pay-mass at the end of the line is not guaranteed, despite this limitation of optional equipment. In order to guarantee the minimum pay-mass even in these cases, Etrusco will check together with your trade partner and you before delivery of the vehicle whether, for example, the vehicle is loaded up, seats are reduced or optional equipment is removed.

6. Effects of tolerances of the mass in running order on the pay-mass

Regardless of the minimum pay-mass, you should note that unavoidable production-related fluctuations in the mass in running order – both upwards and downwards – have a mirror-image effect on the remaining load capacity: If you order our example vehicle (see no. 3. above), for example, with optional equipment with a total weight of 150 kg, the calculated pay-mass based on the default value for the mass in running order is 275 kg. The load capacity actually available may deviate from this value due to tolerances and may be higher or lower. If the mass in running order of your vehicle is, for example, permissibly 2 % higher than stated in the sales documents, the load capacity is reduced from 275 kg to 218 kg:

• 3 500	kg	technically permissible maximum laden mass
- 2 907	kg	real weighed mass in running order (+ 2 % compared to the stated value of 2,850 kg)
- 3*75	kg	mass of the passengers
- 150	kg	optional equipment ordered for the specific vehicle
= 218	kg	actual load capacity

As a precaution to ensure that the calculated pay-mass is actually given, you should therefore take the possible and permissible tolerances for the mass in running order into account when configuring your vehicle. We also recommend that you weigh the laden motorhome on a non-automatic scale before each journey and, taking the individual weight of the passengers into account, determine whether the technically permissible maximum laden mass and the technically permissible maximum mass on the axle are observed.

For moments that last.

All prices include VAT ex works, plus approval documents and freight to the local trading company. Prices for special equipment are only valid for orders ex works. The specifications for dimensions and weights are approximate values. Subject to technical and design modifications. The images may show alternative designs and optional equipment for which additional costs may arise. They may also show furnishing items (e.g. tableware) which are not included in the retail price and are not sold by Etrusco. Some of the images in this catalogue show preproduction models instead of final standard version vehicles. Despite careful editorial control this catalogue may contain errors. The colours shown are subject to the limitations of the printing process and cannot be regarded as binding. Your local retailer will be pleased to

give you more information about product modifications which have been made after the printing of this catalogue. The prices printed in this brochure are valid until the next price announcement. The technical data given in this publication correspond in weight and dimensions as well as in the options and design to the level of knowledge and production at the time of printing (September 2022). Brands reserve the right at any time to make modifications or improvements to the product. Therefore, we recommend that during the information process and before completing the contract you consult our website, use our configurator and/or contact our brand authorized dealer on possible modifications in comparison to the present publication. If you have any questions please do not hesitate to contact us or your local retailer.

NOTES

All prices include VAT ex works, plus approval documents and freight to the local trading company.

Prices for special equipment are only valid for orders ex works. The specifications for dimensions and weights are approximate values.

1) The vehicle height changes with the installation of accessories on the roof, such as satellite antenna, solar panels, pop-top roof, etc.

2) Towable mass for climbs not exceeding 12%.

3) Before starting your journey, check that the fresh water tank when driving does not exceed 20 litres

4) With optional lift up bed the 50x70 roof hood is replaced with a 40x40 roof hood.

5) Inside storage space flap is omitted when ordering 5th seat on side bench with seat belt.

6) An optional 5th and/or 6th seat should be taken into account as a regular seat when calculating the minimum payload and passenger mass. To obtain a 5th and/or 6th seat, it must be ensured that the minimum payload is maintained and all other legal mass values are observed. For detailed information, please contact our trading partners.

7) Not in conjunction with Complete Selection.

8) Panorama roof hood on T 5900 FB over the seating group.

9) When ordering the 9-speed automatic transmission, the additional weight of the selected engine or chassis variant is already included.

10) Only in conjunction with 16" alloy wheels bicolor heavy chassis.

11) Only in conjunction with automatic transmission or heavy chassis.

12) Indirect lighting in the entrance area instead of the cloakroom mirror on T 5900 FB, A 6600 BB and A 7300 DB.

13) With the installation of the second external storage space flap, the window on the lower bunk bed of the A 6600 BB is removed.

14) With FIAT Heavy Chassis (only with wheelbase 3,450, 3,800 and 4,035 mm) and 180 bhp, the technically permissible maximum laden mass is 4,400 kg.



