

ETRVSCO

**Price List & Technical Data
Campervan**



**Travel to
your
Gusto.**

Important information regarding the selection of your motorhome

When buying a motorhome, camper van or urban vehicle (hereafter: motorhome), it is particularly important to choose the right layout and an appealing design. In addition, weight also plays an essential role. Family, friends, optional equipment, accessories and baggage – space must be available for all of these. At the same time, there are legal and technical limits to the configuration and load. Every motorhome is designed for a certain weight, which may not be exceeded during driving. For motorhome buyers, this raises the question: How should I configure my vehicle to accommodate passengers, baggage and accessories according to my needs without the vehicle exceeding this maximum weight? In order to make this decision easier for you, we provide you below with a few tips that are particularly important when selecting your vehicle from our portfolio:

1. The technically permissible maximum laden mass...

... is a value set by the manufacturer which the vehicle may not exceed. Etrusco specifies a layout-related upper limit for the vehicle, which can vary from layout to layout (e.g. 3,500 kg, 4,400 kg). You can find the corresponding specification for each layout in the technical data.

FIAT Technical Data		CV 540 DB	CV 600 DB
Length Width Height*	cm	541 205 270	599 205 270
Internal height	cm	190	190
Base chassis		Fiat Ducato 35 Light	Fiat Ducato 35 Light
Base engine/ Power rating kW (BHP)		2.2 Multijet 103 (140)	2.2 Multijet 103 (140)
Technically permissible maximum laden mass*	kg	3.500	3.500
Mass in running order*	kg	2.637 (2.505-2.769)*	2.726 (2.590-2.862)*
Permitted number of seats (including driver)*		4	4
Manufacturer-specified mass for optional equipment*	kg	514	419

2. The mass in running order...

... consists – to put it simply – of the basic vehicle with standard equipment plus a standard weight of 75 kg for the driver. It is legally permissible and possible for the mass in running order of your vehicle to deviate from the nominal value stated in the sales documents. The permissible tolerance is $\pm 5\%$. The permissible range in kilograms is given in brackets after the mass in running order. In order to provide you with full transparency regarding possible weight deviations, Etrusco weighs each vehicle at the end of the line and informs your trade partner of your vehicle's weighing result for forwarding to you.

Detailed explanations on the subject of mass in running order can be found in the "Legal Information" section.

3. The permitted number of seats (including driver)...

... is determined by the manufacturer in what is referred to as the type-approval procedure. This results in what is referred to as the mass of the passengers. For this, a standard weight of 75 kg per passenger (without driver) is calculated.

Detailed explanations on the subject of mass of the passengers can be found in the "Legal Information" section

FIAT Technical Data		CV 540 DB	CV 600 DB
Length Width Height*	cm	541 205 270	599 205 270
Internal height	cm	190	190
Base chassis		Fiat Ducato 35 Light	Fiat Ducato 35 Light
Base engine/ Power rating kW (BHP)		2.2 Multijet 103 (140)	2.2 Multijet 103 (140)
Technically permissible maximum laden mass*	kg	3.500	3.500
Mass in running order*	kg	2.637 (2.505-2.769)*	2.726 (2.590-2.862)*
Permitted number of seats (including driver)*		4	4
Manufacturer-specified mass for optional equipment*	kg	514	419

4. The manufacturer-specified mass for optional equipment...

... is a value set by Etrusco per layout for the maximum mass of optional equipment that can be ordered. This limit is intended to ensure that the minimum pay-mass, i.e. the legally prescribed free mass for baggage and retrofitted accessories, is actually available for the vehicle load capacity of the vehicles delivered by Etrusco. If, in exceptional cases, the weighing at the end of the line nevertheless shows that the actual load capacity falls short of the minimum pay-mass due to a permissible weight deviation, we will check together with your trade partner and you whether we should, for example, increase the load capacity of the vehicle, reduce the number of seats or remove optional equipment before delivering the vehicle.

Detailed explanations on the subject of the effects of the tolerances on the minimum pay-mass and the payload can be found in the "Legal Information" section.

		weight*			
EXTERIOR					
Framed Window	E	5,0	○	○	○
Rear Window on the right (passenger's side)		5,0	○	○	○
Insulated + heated waste water tank		3,5	○	○	○
Removable tow bar		90,0	○	○	○
Awning 3,25 m ²	E	24,0	○	-	-
Awning 3,75 m ²	E	28,5	-	○	-
Awning 4,0 m ²	E	30,0	-	-	○
COMFORT PACKAGE		+31,5 KG*			
<ul style="list-style-type: none"> • Fitted shelf in the shower • Window in the bathroom • Driver's side blinds • Electric step • Fly screen door • Reclining plate for table extension on the seating area • Awning light 					

5. The additional weight of optional equipment and packages...

... increases the actual mass of the vehicle (= mass in running order plus selected optional equipment) and reduces the pay-mass. The specified value shows the additional weight compared to the standard equipment of the respective layout. The total weight of the selected packages and optional equipment must not exceed the manufacturer-specified mass for optional equipment.



FORD Technical Data

		CV 600 DF	CV 600 DF 4X4
Length Width Height ¹⁾	cm	598 206 284	598 206 284
Internal height	cm	209	199
Base chassis		Ford Transit	Ford Transit
Base engine Power rating kW (BHP)		2,0 TDiCi 96 (130)	2,0 TDiCi 96 (130)
Technically permissible maximum laden mass*	kg	3.500	3.500
Mass in running order*	kg	2.738 (2.601-2.875)*	2.957 (2.809-3.105)*
Permitted number of seats (including driver)*		4	4
Manufacturer-specified mass for optional equipment*	kg	407	193
Technically permissible maximum towable mass 12% braked unbraked ²⁾	kg	2.500 ⁴⁾ 750	2.800 750
Tyres		235 65 R16	235 65 R16
Wheel base	cm	375	375
Sleeping places		2 3 (OPT)	2 3 (OPT)
Middle Bed	cm	169 x 87 (OPT)	169 x 87 (OPT)
Rear bunk bed	cm	192 189 x 147	192 189 x 147
Fridge volume freezer	l	62 7,5	62 7,5
Fresh water tank capacity, total (fresh water tank at driving filling) ³⁾ waste water tank	l	100 (20) 90	100 (20) 90
Battery charger	Ah A	95 18	95 18
Power outlets 230 V		3	3
Power outlets 12 V		1	1
USB Socket (double)		1	1
Inner dimensions storage locker	cm	82 x 76 x 133	82 x 76 x 133
Storage space for gas cylinder with max. 11 kg filling weight	pcs	2	2

OPT Optional • Standard equipment - not possible r right l left



The specified **mass in running order** is a default value defined in the type-approval procedure. Due to manufacturing tolerances, the actual weighed mass in running order may deviate from the value stated above. Deviations of up to $\pm 5\%$ of the mass in running order are legally permissible and possible. The permissible range in kilograms is given in brackets after the mass in running order. The **manufacturer-specified mass for optional equipment** is a calculated value for each type and layout that Etrusco uses to determine the maximum weight available for factory-fitted optional equipment. The limitation of optional equipment is intended to ensure that the minimum pay-mass, i.e. the legally prescribed free mass for baggage and retrofitted accessories, is actually available for the vehicle load capacity of the vehicles delivered by Etrusco. The real weight of your vehicle ex works can only be

determined when it is weighed at the end of the line. If, in **exceptional cases**, the weighing shows that the actual load capacity falls below the minimum pay-mass despite limiting the optional equipment due to a permissible weight deviation, we will check together with your trade partner and you whether we should, for example, increase the load capacity of the vehicle, reduce the number of seats or remove optional equipment before delivering the vehicle. The **technically permissible maximum laden mass of the vehicle and the technically permissible maximum mass on the axle** must not be exceeded. Detailed information & explanations on the subject of weight and the configuration of the vehicle can be found in the section **Legal information**. For a more detailed description of all mandatory technical dependencies, please refer to the explanations on the footnotes on p. 26.

FORD Standard Specification

Chassis | Base vehicle

- 2,0l TDCi Ford EcoBlue with 96 kW | 130 bhp, emission standard EURO 6d
- Anti-lock braking system (ABS) with electronic brake force distribution (EBD) incl. electronic stability programme (ESP) with traction control (TCS), emergency brake assist incl. emergency brake light, hill start assist, side wind assist, safety brake assist, roll stability control
- Cruise control
- Start&Stop function (except for 4x4)
- Tire pressure monitoring system
- 3-point seat belt
- Front Wheel Drive (CV 600 DF)
- All Wheel Drive (CV 600 DF 4x4)
- Headlamps with daytime running light
- 16" alloy wheels, black
- Driver and passenger airbag
- Radio (FM | MW) with speakers, antenna, digital radio reception DAB | DAB+, Bluetooth, USB port, hands-free system
- Electric operated cab windows and remote central locking cab doors
- Grill with chrome decor
- Bodyside mouldings and mud flaps (rear)
- Tire repair kit
- Swiveling driver and passenger seats in living room fabric with 2 armrests
- Height and tilt adjustment for driver's seat and passenger seat
- 70l fuel tank

Construction

- 7 year tightness guarantee (the Etrusco tightness guarantee conditions apply)
- Framed window with flyscreen and blackout blind (seating area, kitchen)
- Framed window in driving direction rear left (incl. blackout blind and flyscreen)
- Roof-hood 28x28 in the kitchen area with flyscreen and blackout blinds
- Roof-hood 28x28 in the sleeping area with flyscreen and blackout blinds
- Roof-hood 70x50 over the seating area
- Both rear doors with fixed glazing (incl. blackout blinds)
- Rear storage space with 4 integrated lashing eyes

Living | Sleeping Comfort

- Partition wall including steps for rear double bed
- High quality mattresses with increased comfort
- Rear bed with slatted frame
- Dinette platform with integrated storage compartment
- Half dinette with integrated storage compartment
- Ergonomically shaped upholstery for more seating comfort
- Surface-mounted spot light can be freely positioned in the light strip
- Generous storage spaces and storage options
- Tela Sand and white furniture finish
- Nautic Breeze floor

On-board technology

- Powerful, maintenance-free body battery (95 Ah)
- Electric loading machine for body and vehicle batteries 12 V | 18 A (trickle charge)
- On-board control panel
- CEE external connection for 230 V with automatic circuit breaker
- Illuminated dinette platform
- Individually adjustable LED reading spots
- Isofix for 2 places
- Flexible light bar
- Sockets 1 x 12 V, 3 x 230 V, 1 x double USB

Heating | Gas supply

- Storage space for 2 gas cylinders with max. 11 kg filling weight
- Combi 4 gas heating
- Gas shut-off cocks are easily accessible and centrally located

Kitchen | Water supply

- Ergonomically arranged kitchen with a generous work surface
- Fresh water tank capacity 100l, waste water tank 90l
- Spacious drawer with Servo Soft in the kitchen block
- 2-burner gas cooker with glass cover
- 62l compressor refrigerator with 7,5 freezer compartment
- Flex rail system with 2 hooks

Bathroom

- Sink
- Shower equipment
- Generous storage space
- Cassette toilet
- Recessed LED spots in the bathroom
- Roof hood with integrated insect screen

Textile Combination

- Aosta (grey)

FORD Optional equipments

	EDITION	Additional weight*	CV 600 DF	CV 600 DF 4x4
Edition Complete Selection		82,2	○	○
Edition Complete Selection Additional weight*		Kg	82,2	82,2
CHASSIS				
2.0 TDCi Ford Ecoblue 96 kw (130 PS)			•	•
2.0 TDCi Ford Ecoblue 125 kw (170 bhp) - EURO 6		0,0	○	○
FORD 16" alloy wheels, black			•	•
6-speed automatic transmission		45,0	○	-
FORD Frozen White			•	•
Tow Bar (fixed) incl. TSC		34,0	○	○
FORD Metallic Body Colour "Agate Black Metallic"		5,0	○	○
FORD Body Colour "Grey Matter"		5,0	○	○
EXTERIOR				
Rear Window on the right (passenger's side)		5,0	○	-
Insulated + heated waste water tank		3,5	○	○
Awning 3,50 m	E	28,7	○	○
INTERIOR LIVING ROOM CONSTRUCTION				
Guest bed across the living area		3,0	○	○

• Standard equipment ○ Option © Mandatory - Not possible



*INFO

The factory installation of optional equipment increases the actual mass of the vehicle and reduces the pay-mass. The additional weight indicated for packages and optional equipment shows the additional weight compared to the standard equipment of the respective model or layout. The total weight of the selected optional equipment must not exceed the **manufacturer-specified mass for optional equipment** shown in the model overviews. This is a calculated value for each type and layout that Etrusco uses to determine the maximum weight available for factory-fitted optional equipment. De-

tailed information and explanations on the subject of weight can be found in the **Legal information** section. An increase of load capacity increases the **manufacturer-specified mass for optional equipment**. The increase results from the higher pay-mass due to the alternative chassis. The increased tare weight of the alternative chassis and, in particular, the weight for any mandatory heavier engine variants (e.g. 180 hp) must be deducted from this. For a more detailed description of all mandatory technical dependencies, please refer to the explanations on the footnotes on p. 26

FORD Optional equipments

	EDITION	Additional weight*	CV 600 DF	CV 600 DF 4x4
ON-BOARD TECHNOLOGY				
Second body battery 95 Ah		27,0	○	○
Combi 6 E heater (with electric immersion heater) including digital control panel		2,0	○	○
Cable preparation for reversing camera	E	1,0	○	○
Cable preparation for solar modules	E	2,0	○	○
TV preparation TV holder		3,0	○	○
USB socket in light rail		0,0	○	○
PACKAGES				
Chassis Package:				
Air conditioning incl. filter-air pollen purifier, headlights with static cornering lights, painted bumper incl. Front fog lights, electric and heated exterior mirrors, leather steering wheel, glovebox with lid	E	13,0	○	○
Comfort Package:				
Fitted shelf in the shower, window in the bathroom, driver's cab blinds, electric step, fly screen door, rotating plate for table extension on the seating area, awning light	E	31,5	○	○
type X				
Overhead locker door design in high gloss magnolia	E	0,0	○	○
Emilia textile combination with type X embroidery				
type X lettering design interior and exterior				
OTHERS				
Registration documents			©	©
Upholstery Aosta (grey)		0,0	•	•

• Standard equipment ○ Option © Mandatory - Not possible



*INFO

The factory installation of optional equipment increases the actual mass of the vehicle and reduces the pay-mass. The additional weight indicated for packages and optional equipment shows the additional weight compared to the standard equipment of the respective model or layout. The total weight of the selected optional equipment must not exceed the **manufacturer-specified mass for optional equipment** shown in the model overviews. This is a calculated value for each type and layout that Etrusco uses to determine the maximum weight available for factory-fitted optional equipment. De-

tailed information and explanations on the subject of weight can be found in the **Legal information** section. An increase of load capacity increases the **manufacturer-specified mass for optional equipment**. The increase results from the higher pay-mass due to the alternative chassis. The increased tare weight of the alternative chassis and, in particular, the weight for any mandatory heavier engine variants (e.g. 180 hp) must be deducted from this. For a more detailed description of all mandatory technical dependencies, please refer to the explanations on the footnotes on p. 26



FORD Packages Campervan

CHASSIS PACKAGE

+ 13 KG*

- Air conditioning incl. filter-air pollen purifier
- Headlights with static cornering lights
- Painted bumper incl. Front fog lights
- Electric and heated exterior mirrors
- Leather steering wheel
- Glovebox with lid

COMFORT PACKAGE

+ 31,5 KG*

- Fitted shelf in the shower
- Window in the bathroom
- Driver's cab blinds
- Electric step
- Fly screen door
- Rotating plate for table extension on the seating area
- Awning light



TYPE X

0,0 KG*

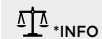
- Overhead locker door design in high gloss magnolia
- Emilia textile combination with type X embroidery
- type X lettering | design interior and exterior

COMPLETE SELECTION

82,2 KG*

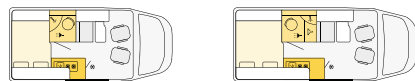
- Chassis Package
- Comfort Package
- Multimedia Package
- type X
- Awning 3,50m
- Cable preparation for solar modules

• Standard equipment O Option © Mandatory - Not possible



The factory installation of optional equipment increases the actual mass of the vehicle and reduces the pay-mass. The additional weight indicated for packages and optional equipment shows the additional weight compared to the standard equipment of the respective model or layout. The total weight of the selected optional equipment must not exceed the **manufacturer-specified mass for optional equipment** shown in the model overviews. This is a calculated value for each type and layout that Etrusco uses to determine the maximum weight available for factory-fitted optional equipment. De-

tailed information and explanations on the subject of weight can be found in the **Legal information** section. An increase of load capacity increases the **manufacturer-specified mass for optional equipment**. The increase results from the higher pay-mass due to the alternative chassis. The increased tare weight of the alternative chassis and, in particular, the weight for any mandatory heavier engine variants (e.g. 180 hp) must be deducted from this. For a more detailed description of all mandatory technical dependencies, please refer to the explanations on the footnotes on p. 26



FIAT Technical Data

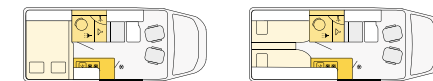
		CV 540 DB	CV 600 DB
Length Width Height ¹⁾	cm	541 205 270	599 205 270
Internal height	cm	190	190
Base chassis		Fiat Ducato 35 Light	Fiat Ducato 35 Light
Base engine Power rating kW (BHP)		2,2 Multijet 103 (140)	2,2 Multijet 103 (140)
Technically permissible maximum laden mass*	kg	3.500	3.500
Mass in running order*	kg	2.637 (2.505-2.769)*	2.726 (2.590-2.862)*
Permitted number of seats (including driver)*		4	4
Manufacturer-specified mass for optional equipment*	kg	514	419
Technically permissible maximum towable mass 12% braked unbraked ²⁾	kg	2.500 750	2.500 750
Tyres		225 75 R16	225 75 R16
Wheel base	cm	345	404
Sleeping places		2 5 (OPT)	2 5 (OPT)
Middle Bed	cm	185 x 87 63 (OPT)	185 x 105 88 (OPT)
Rear bunk bed	cm	195 x 133 130	197 x 157 150
Pop top roof with bed	cm	209 x 143 (OPT)	209 x 143 (OPT)
Fridge volume freezer	l	84 6	84 6
Fresh water tank capacity, total (fresh water tank at driving filling) ³⁾ waste water tank	l	100 (20) 90	100 (20) 90
Battery charger	Ah A	95 18	95 18
Power outlets 230 V		3	3
Power outlets 12 V		1	1
USB Socket (double)		1	1
Inner dimensions storage locker	cm	67 x 90 x 118	67 x 90 x 135
Storage space for gas cylinder with max. 11 kg filling weight	pcs	2	2
Storage space for gas cylinder with max. 5 kg filling weight	pcs	-	-

OPT Optional • Standard equipment - not possible r right l left



The specified **mass in running order** is a default value defined in the type-approval procedure. Due to manufacturing tolerances, the actual weighed mass in running order may deviate from the value stated above. Deviations of up to ± 5 % of the mass in running order are legally permissible and possible. The permissible range in kilograms is given in brackets after the mass in running order. The **manufacturer-specified mass for optional equipment** is a calculated value for each type and layout that Etrusco uses to determine the maximum weight available for factory-fitted optional equipment. The limitation of optional equipment is intended to ensure that the minimum pay-mass, i.e. the legally prescribed free mass for baggage and retrofitted accessories, is actually available for the vehicle load capacity of the vehicles delivered by Etrusco. The real weight of your vehicle ex works can only be

determined when it is weighed at the end of the line. If, in **exceptional cases**, the weighing shows that the actual load capacity falls below the minimum pay-mass despite limiting the optional equipment due to a permissible weight deviation, we will check together with your trade partner and you whether we should, for example, increase the load capacity of the vehicle, reduce the number of seats or remove optional equipment before delivering the vehicle. The **technically permissible maximum laden mass of the vehicle and the technically permissible maximum mass on the axle** must not be exceeded. Detailed information & explanations on the subject of weight and the configuration of the vehicle can be found in the section **Legal information**. For a more detailed description of all mandatory technical dependencies, please refer to the explanations on the footnotes on p. 26.



FIAT Technical Data

		CV 600 BB	CV 640 SB
Length Width Height ¹⁾	cm	599 205 270	636 205 270
Internal height	cm	190	190
Base chassis		Fiat Ducato 35 Light	Fiat Ducato 35 Light
Base engine Power rating kW (BHP)		2,2 Multijet 103 (140)	2,2 Multijet 103 (140)
Technically permissible maximum laden mass*	kg	3.500	3.500
Mass in running order*	kg	2.786 (2.647-2.925)*	2.823 (2.682-2.964)*
Permitted number of seats (including driver)*		4	4
Manufacturer-specified mass for optional equipment*	kg	364	323
Technically permissible maximum towable mass 12% braked unbraked ²⁾	kg	2.500 750	2.500 750
Tyres		225 75 R16	225 75 R16
Wheel base	cm	404	404
Sleeping places		4 7 (OPT)	2 5 (OPT)
Middle Bed	cm	185 x 105 88 (OPT)	185 x 105 88 (OPT)
Rear bunk bed	cm	185 x 157 150 oben 187 x 130	1 x 191 x 74 1 x 182 x 85 191 182 x 193
Pop top roof with bed	cm	209 x 143 (OPT)	209 x 143 (OPT)
Fridge volume freezer	l	84 6	84 6
Fresh water tank capacity, total (fresh water tank at driving filling) ³⁾ waste water tank	l	100 (20) 90	100 (20) 90
Battery charger	Ah A	95 18	95 18
Power outlets 230 V		3	3
Power outlets 12 V		1	1
USB Socket (double)		1	1
Inner dimensions storage locker	cm	44 x 74 x 135	67 x 90 x 146
Storage space for gas cylinder with max. 11 kg filling weight	pcs	-	2
Storage space for gas cylinder with max. 5 kg filling weight	pcs	2	-

OPT Optional • Standard equipment - not possible r right l left



The specified **mass in running order** is a default value defined in the type-approval procedure. Due to manufacturing tolerances, the actual weighed mass in running order may deviate from the value stated above. Deviations of up to ± 5 % of the mass in running order are legally permissible and possible. The permissible range in kilograms is given in brackets after the mass in running order. The **manufacturer-specified mass for optional equipment** is a calculated value for each type and layout that Etrusco uses to determine the maximum weight available for factory-fitted optional equipment. The limitation of optional equipment is intended to ensure that the minimum pay-mass, i.e. the legally prescribed free mass for baggage and retrofitted accessories, is actually available for the vehicle load capacity of the vehicles delivered by Etrusco. The real weight of your vehicle ex works can only be

determined when it is weighed at the end of the line. If, in **exceptional cases**, the weighing shows that the actual load capacity falls below the minimum pay-mass despite limiting the optional equipment due to a permissible weight deviation, we will check together with your trade partner and you whether we should, for example, increase the load capacity of the vehicle, reduce the number of seats or remove optional equipment before delivering the vehicle. The **technically permissible maximum laden mass of the vehicle and the technically permissible maximum mass on the axle** must not be exceeded. Detailed information & explanations on the subject of weight and the configuration of the vehicle can be found in the section **Legal information**. For a more detailed description of all mandatory technical dependencies, please refer to the explanations on the footnotes on p. 26.

FIAT Standard equipments

Chassis | Base vehicle

- Fiat Ducato 2.2l Multi-Jet with 103 kW | 140 BHP, emission standard EURO 6d
- ABS, EBD (electronic Brake force distribution), ESP (electronic Stability program), ESC (electronic Stability control) including ASR (Anti-slip regulation) and hillholder (Hill start assistant)
- CWA (Crosswind Assistant), TSC (Trailer stability control) and PCB (Multi-collision brake)
- Cruise control
- Start & Stop function
- Disc brakes, rear and front axle stabiliser, convection heating, tachometer
- Power steering, height-adjustable headlights, immobiliser, 3-point seat belt with seat belt reminder (for Captain Chairs)
- Daytime running lights
- Electric and heated exterior mirrors
- Steel rims 16" including hubcap covers
- Driver and passenger airbag
- Manual air conditioning in the driver's cab
- Central locking of the cab with radio remote control
- Electric windows
- On-board computer including outside temperature display
- Cup holder in the center console (Cup holder)
- Tablet holder and USB socket (double)
- Fix & Go kit breakdown set
- Rotatable driver | passenger seat in living area
- Height and tilt adjustable driver and passenger seat
- Diesel tank 75 ltr.

Construction

- 7 year tightness guarantee (the water ingress warranty conditions of Etrusco apply)
- Double-glazed vent window with fly protection and blackout blind (Seating area, kitchen)
- Opening window at the rear left in the direction of travel (incl. blackout blind and insect screen) (except CV 600 BB)
- 70x50 roof hood over the seating area with insect screen and blackout blind
- 40x40 roof hood in the sleeping area with fly protection and blackout blind
- Both rear doors have opening windows with roller blinds
- Rear storage space with 4 integrated lashing eyes

Living | Sleeping Comfort

- Partition wall including steps for rear double bed
- High quality mattresses with increased comfort
- Rear bed with slatted frame
- Dinette platform with integrated storage compartment
- Half dinette with integrated storage compartment
- Surface-mounted spot light can be freely positioned in the light strip (except CV 600 BB)
- Ergonomically shaped upholstery for more seating comfort
- Generous storage spaces and storage options
- Shelves in rear doors and sliding door
- Tela Sand and white furniture finish
- Nautic Breeze floor

On-board technology

- Powerful, maintenance-free body battery (95 Ah)
- Electric loading machine for body and vehicle batteries 12 V | 18 A (trickle charge)
- On-board control panel
- CEE external connection for 230 V with automatic circuit breaker
- Illuminated dinette platform
- Individually adjustable LED reading spots
- Isofix for 2 places
- Flexible light bar
- Sockets 1 x 12 V, 3 x 230 V, 1 x double USB

Heating | Gas supply

- Storage space for 2 gas cylinders with max. 11 kg filling weight (except CV 600 BB with 2 gas cylinders with max. 5 kg filling weight)
- Combi 4 gas heating (except CV 600 BB)
- Combi 6 diesel heater (CV 600 BB)
- Gas shut-off cocks are easily accessible and centrally located

Kitchen | Water supply

- Ergonomically arranged kitchen with a generous work surface
- Storage space behind cooker (except CV 540 DB)
- Fresh water tank capacity 100 l, waste water tank 90 l
- Spacious drawer with Servo Soft in the kitchen block
- 2-burner gas cooker with piezo ignition and split glass cover
- 84 l compressor refrigerator
- Flex rail system with 2 hooks (except CV 540 DB)

Bathroom

- Sink
- Shower equipment
- Generous storage space
- Cassette toilet
- Recessed LED spots in the bathroom
- Skylight with integrated insect screen

Textile Combination

- Sicilia (black | antracite)

FIAT Optional equipments

	EDITION	Additional weight*	CV 540 DB	CV 600 DB	CV 600 BB	CV 640 SB
Edition Complete Selection			○	○	○	○
Edition Complete Selection Additional weight*		Kg	73	77,5	77,5	79

CHASSIS

	EDITION	Additional weight*	CV 540 DB	CV 600 DB	CV 600 BB	CV 640 SB
FIAT 2,2 l Multijet - 103 kW (140 bhp) - EURO 6d with 9-speed automatic transmission ^{5,6)}		55,0	○	○	○	○
FIAT 2,2 l Multijet - 130 kW (180 bhp) - EURO 6d with 9-speed automatic transmission ^{5,6)}		55,0	-	○	○	○
Bumpers painted white		0,0	○	○	○	○
Exterior color Campovolo grey and Bumpers Campovolo Grey		0,0	○	○	○	○
FIAT 16 "alloy wheels bicolor 3500 kg light chassis	E	0,0	○	○	○	○
FIAT 16 "alloy wheels bicolor 3500 kg heavy chassis ⁷⁾		0,0	○	○	○	○

EXTERIOR

	EDITION	Additional weight*	CV 540 DB	CV 600 DB	CV 600 BB	CV 640 SB
Framed Window	E	5,0	○	○	○	○
Rear Window on the right (passenger's side)		5,0	○	○	-	○
Insulated + heated waste water tank		3,5	○	○	○	○
Removable tow bar		50,0	○	○	○	○
Awning 3,25 m ⁸⁾	E	24,0	○	-	-	-
Awning 3,75 m ⁸⁾	E	28,5	-	○	○	-
Awning 4,0 m ⁹⁾	E	30,0	-	-	-	○

INTERIOR | LIVING ROOM CONSTRUCTION

	EDITION	Additional weight*	CV 540 DB	CV 600 DB	CV 600 BB	CV 640 SB
Guest bed across the living area		3,0	○	○	○	○
Pop top roof black		150,0	○	○	○	○

• Standard equipment ○ Option © Mandatory - Not possible



*INFO

The factory installation of optional equipment increases the actual mass of the vehicle and reduces the pay-mass. The additional weight indicated for packages and optional equipment shows the additional weight compared to the standard equipment of the respective model or layout. The total weight of the selected optional equipment must not exceed the **manufacturer-specified mass for optional equipment** shown in the model overviews. This is a calculated value for each type and layout that Etrusco uses to determine the maximum weight available for factory-fitted optional equipment. De-

tailed information and explanations on the subject of weight can be found in the **Legal information** section. An increase of load capacity increases the **manufacturer-specified mass for optional equipment**. The increase results from the higher pay-mass due to the alternative chassis. The increased tare weight of the alternative chassis and, in particular, the weight for any mandatory heavier engine variants (e.g. 180 hp) must be deducted from this. For a more detailed description of all mandatory technical dependencies, please refer to the explanations on the footnotes on p. 26

FIAT Optional equipments

	EDITION	Additional weight*	CV 540 DB	CV 600 DB	CV 600 BB	CV 640 SB
On-Board Technology						
Second body battery 95 Ah		27,0	○	○	○	○
Combi 6 E heater (with electric immersion heater) including digital control panel		2,0	○	○	-	○
Cable preparation for solar modules	E	2,0	○	○	○	○
TV preparation TV holder		3,0	○	○	○	○
USB socket in light rail		0,0	○	○	○	○
Cable preparation for reversing camera	E	1,0	○	○	○	○

PACKAGES

	EDITION	Additional weight*	CV 540 DB	CV 600 DB	CV 600 BB	CV 640 SB
Chassis Package:						
Traction + incl. Hill Descent Control, steering wheel remote control for radio, radio preparation with speakers and antenna (DAB)	E	2,6	○	○	○	○
Chassis Design Package:						
Leather steering wheel & gear knob, dashboard with applications (Techno-Trim), headlights with black frame, radiator grille black	E	0,9	○	○	○	○
Comfort Package:						
Fitted shelf in the shower, window in the bathroom, driver's cab blinds, electric step, fly screen door, rotating plate for table extension on the seating area, awning light	E	31,5	○	○	○	○
type X						
Overhead locker door design in high gloss magnolia Emilia textile combination with type X embroidery type X lettering design interior and exterior	E	0,0	○	○	○	○

OTHERS

	EDITION	Additional weight*	CV 540 DB	CV 600 DB	CV 600 BB	CV 640 SB
Registration documents			Ⓟ	Ⓟ	Ⓟ	Ⓟ
Upholstery Sicilia (black antracite)		0,0	•	•	•	•

• Standard equipment ○ Option © Mandatory - Not possible



*INFO

The factory installation of optional equipment increases the actual mass of the vehicle and reduces the pay-mass. The additional weight indicated for packages and optional equipment shows the additional weight compared to the standard equipment of the respective model or layout. The total weight of the selected optional equipment must not exceed the **manufacturer-specified mass for optional equipment** shown in the model overviews. This is a calculated value for each type and layout that Etrusco uses to determine the maximum weight available for factory-fitted optional equipment. De-

tailed information and explanations on the subject of weight can be found in the **Legal information** section. An increase of load capacity increases the **manufacturer-specified mass for optional equipment**. The increase results from the higher pay-mass due to the alternative chassis. The increased tare weight of the alternative chassis and, in particular, the weight for any mandatory heavier engine variants (e.g. 180 hp) must be deducted from this. For a more detailed description of all mandatory technical dependencies, please refer to the explanations on the footnotes on p. 26

CHASSIS PACKAGE

+ 2,6 KG*

- Traction + incl. Hill Descent Control
- Steering wheel remote control for radio
- Radio preparation with speakers and antenna (DAB)

CHASSIS DESIGN PACKAGE

+ 0,9 KG*

- Leather steering wheel & gear knob
- Dashboard with applications (Techno-Trim)
- Headlights with black frame
- Radiator grille black

COMFORT PACKAGE

+31,5 KG*

- Fitted shelf in the shower
- Window in the bathroom
- Driver's cab blinds
- Electric step
- Fly screen door
- Rotating plate for table extension on the seating area
- Awning light

TYPE X

0,0 KG*

- Overhead locker door design in high gloss magnolia
- Emilia textile combination with type X embroidery
- type X lettering/design interior and exterior



• Standard equipment ○ Option © Mandatory - Not possible

COMPLETE SELECTION

73 - 79 KG*

- Chassis Package
- Chassis Design Package
- Comfort Package
- Multimedia Package
- type X
- FIAT 16" alloy wheels bicolor for 3500 kg light chassis
- Framed Window
- Awning
- Cable preparation for solar modules

• Standard equipment ○ Option © Mandatory - Not possible



*INFO

The factory installation of optional equipment increases the actual mass of the vehicle and reduces the pay-mass. The additional weight indicated for packages and optional equipment shows the additional weight compared to the standard equipment of the respective model or layout. The total weight of the selected optional equipment must not exceed the **manufacturer-specified mass for optional equipment** shown in the model overviews. This is a calculated value for each type and layout that Etrusco uses to determine the maximum weight available for factory-fitted optional equipment. De-

tailed information and explanations on the subject of weight can be found in the **Legal information** section. An increase of load capacity increases the **manufacturer-specified mass for optional equipment**. The increase results from the higher pay-mass due to the alternative chassis. The increased tare weight of the alternative chassis and, in particular, the weight for any mandatory heavier engine variants (e.g. 180 hp) must be deducted from this. For a more detailed description of all mandatory technical dependencies, please refer to the explanations on the footnotes on p. 26



*INFO

The factory installation of optional equipment increases the actual mass of the vehicle and reduces the pay-mass. The additional weight indicated for packages and optional equipment shows the additional weight compared to the standard equipment of the respective model or layout. The total weight of the selected optional equipment must not exceed the **manufacturer-specified mass for optional equipment** shown in the model overviews. This is a calculated value for each type and layout that Etrusco uses to determine the maximum weight available for factory-fitted optional equipment. De-

tailed information and explanations on the subject of weight can be found in the **Legal information** section. An increase of load capacity increases the **manufacturer-specified mass for optional equipment**. The increase results from the higher pay-mass due to the alternative chassis. The increased tare weight of the alternative chassis and, in particular, the weight for any mandatory heavier engine variants (e.g. 180 hp) must be deducted from this. For a more detailed description of all mandatory technical dependencies, please refer to the explanations on the footnotes on p. 26



**Finding
the perfect
moment.**

Legal notes on weight-related information

The weight specifications and tests for motorhomes are uniformly regulated throughout the EU in EU Implementing Regulation No. 2021/535 (until June 2022: EU Implementing Regulation No. 1230/2012). We have summarised and explained the key terms and legal requirements from this regulation for you below. Our dealers and the Etrusco configurator on our website offer you additional assistance in configuring your vehicle.

1. Technically permissible maximum laden mass

The technically permissible maximum laden mass of the vehicle (e.g. 3,500 kg) is a mass specification set by the manufacturer which the vehicle must not exceed. Information on the technically permissible maximum laden mass of the model you have chosen can be found in the technical data. If the vehicle exceeds the technically permissible maximum laden mass in everyday driving, this constitutes an administrative offence which may result in a fine.

2. Mass in running order

In simple terms, the mass in running order is the basic vehicle with standard equipment plus a legally fixed standard weight of 75 kg for the driver. This essentially includes the following items:

- the unladen weight of the vehicle together with the bodywork, including operating fluids such as greases, oils and coolants;
- the standard equipment, i.e. all equipment items that are included as standard in the factory-fitted scope of delivery;
- the fresh water tank filled to 100 % in driving mode (driving fill according to manufacturer's specifications; 20 litres) and an aluminium gas cylinder filled to 100 % with a weight of 16 kg;
- the fuel tank, which is 90 % full, including fuel;
- the driver, whose weight – regardless of the actual weight – is generally specified as 75 kg in accordance with EU law.

Information on the mass in running order can be found for each model in our sales documents. It is important to note that the value for mass in running order given in the sales documents is a default value determined in the type-approval procedure and verified by the authorities. It is legally permissible and possible for the mass in running order of the vehicle delivered to you to deviate from the nominal value stated in the sales documents. The legally permissible tolerance is $\pm 5\%$. In this way, the EU legislator accounts for the fact that certain fluctuations in the mass in running order occur due to variations in the weight of supplied parts as well as due to processes and weather conditions.

These weight deviations can be illustrated by means of an example calculation:

- Mass in running order acc. to sales documents: 2,850 kg
- Legally permissible tolerance of $\pm 5\%$: 142.50 kg
- Legally permissible range of mass in running order: 2,707.50 kg to 2,992.50 kg

The specific range of permissible weight deviations can be found for each model in the technical data. Etrusco

makes great efforts to reduce weight variations to the minimum that is unavoidable for production reasons. Deviations at the upper and lower end of the range are therefore very rare; however, they cannot be completely ruled out technically, even with all optimisations. The real weight of the vehicle and compliance with the permissible tolerance is therefore checked by Etrusco by weighing each vehicle at the end of the line.

3. Mass of the passengers

The mass of the passengers is set a standard value of 75 kg for each seat provided by the manufacturer, regardless of the actual weight of the passengers. The mass of the driver is already included in the mass in running order (see no. 2 above) and is therefore not included again. In the case of a motorhome with four permitted seats, the mass of the passengers is therefore $3 * 75 \text{ kg} = 225 \text{ kg}$.

4. Optional equipment and actual mass of the vehicle

Optional equipment (also: additional equipment) includes, according to the legal definition, all optional equipment parts not included in the standard equipment which are fitted to the vehicle under the responsibility of the manufacturer – i.e. ex works – and can be ordered by the customer (e.g. awning, bicycle or motorbike carrier, satellite system, solar system, oven, etc.). Information on the individual or package weights of the optional equipment that can be ordered can be found in our sales documents. Optional equipment in this sense does not include other accessories that are retrofitted by the dealer or you personally after the vehicle has been delivered ex works. The mass of the vehicle in running order (see no. 2 above) and the mass of the optional equipment fitted to a specific vehicle at the factory are together referred to as the actual mass. You will find the corresponding information for your vehicle after handover under item 13.2 of the Certificate of Conformity (CoC). Please note that this specification also represents a standardised value. Since the mass in running order – as an element of the actual mass – is subject to a legally permissible tolerance of $\pm 5\%$ (see no. 2), the actual mass may also deviate accordingly from the stated nominal value.

5. Pay-mass and minimum pay-mass

The installation of optional equipment is also subject to technical and legal limits: Only so much optional equipment can be ordered and fitted at the factory that sufficient free weight remains for baggage and other accessories ("pay-mass") without exceeding the technically permissible maximum laden mass. The pay-mass is calculated by subtracting the mass in running order (nominal value according to sales documents, see no. 2 above), mass of the optional equipment (see no. 4 above) and the mass of the passengers (see no. 3 above) from the technically permissible maximum laden mass (see no. 1 above). The EU regulations stipulate a fixed minimum pay-mass for motorhomes, which must remain as a minimum for baggage or other non-factory-fitted accessories. This minimum pay-mass is calculated as follows:

Minimum pay-mass in kg $\geq 10 * (n + L)$

Where: "n" is the maximum number of passengers plus the driver and "L" is the overall length of the vehicle in metres.

For a motorhome with a length of 6 m and 4 approved seats, the minimum pay-mass is therefore e.g. $10 \text{ kg} * (4 + 6) = 100 \text{ kg}$.

To ensure that the minimum pay-mass is maintained, there is a maximum combination of optional equipment that can be ordered for each vehicle model. In the above example with a minimum pay-mass of 100 kg, the total mass of optional equipment for a vehicle with four permitted seats and a mass in running order of 2,850 kg should not exceed 325 kg:

• 3,500 kg	technically permissible maximum laden mass
- 2,850 kg	mass in running order
- 3*75 kg	mass of the passengers
- 100 kg	minimum pay-mass
= 325 kg	maximum permissible mass of optional equipment

It is important to note that this calculation is based on the default value for mass in running order as defined in the type-approval procedure, without taking into account the permissible weight deviations for mass in running order (see no. 2 above). If the maximum permissible value for the optional equipment of (in the example) 325 kg is almost or completely exhausted, an upward weight deviation can therefore result in the minimum pay-mass of 100 kg being met mathematically using the default value for the mass in running order, although in fact there is no corresponding load capacity. Here, too, an example calculation for a vehicle with four seats, whose real weighed mass in running order is 2 % above the nominal value:

• 3,500 kg	technically permissible maximum laden mass
- 2,907 kg	real weighed mass in running order (+ 2 % compared to the stated value of 2,850 kg)
- 3*75 kg	mass of the passengers
- 325 kg	optional equipment (maximum permissible value)
= 43 kg	actual load capacity (< minimum pay-mass of 100 kg)

In order to avoid such a situation, Etrusco further reduces the maximum permissible weight of the total optional equipment that can be ordered on a model-specific basis. The limitation of optional equipment is intended to ensure that the minimum pay-mass, i.e. the legally prescribed free mass for baggage and retrofitted accessories, is actually available for the vehicle load capacity of the vehicles delivered by Etrusco.

Since the weight of a specific vehicle can only be determined when it is weighed at the end of the line, in very rare cases a situation may arise in which the minimum pay-mass at the end of the line is not guaranteed, despite this limitation of optional equipment. In order to guarantee the minimum pay-mass even in these cases, Etrusco will check together with your trade partner and you before delivery of the vehicle whether, for example, the vehicle is loaded up, seats are reduced or optional equipment is removed.

6. Effects of tolerances of the mass in running order on the pay-mass

Regardless of the minimum pay-mass, you should note that unavoidable production-related fluctuations in the mass in running order – both upwards and downwards – have a mirror-image effect on the remaining load capacity: If you order our example vehicle (see no. 3. above), for example, with optional equipment with a total weight of 150 kg, the calculated pay-mass based on the default value for the mass in running order is 275 kg. The load capacity actually available may deviate from this value due to tolerances and may be higher or lower. If the mass in running order of your vehicle is, for example, permissibly 2 % higher than stated in the sales documents, the load capacity is reduced from 275 kg to 218 kg:

• 3,500 kg	technically permissible maximum laden mass
- 2,907 kg	real weighed mass in running order (+ 2 % compared to the stated value of 2,850 kg)
- 3*75 kg	mass of the passengers
- 150 kg	optional equipment ordered for the specific vehicle
= 218 kg	actual load capacity

As a precaution to ensure that the calculated pay-mass is actually given, you should therefore take the possible and permissible tolerances for the mass in running order into account when configuring your vehicle.

We also recommend that you weigh the laden motorhome on a non-automatic scale before each journey and, taking the individual weight of the passengers into account, determine whether the technically permissible maximum laden mass and the technically permissible maximum mass on the axle are observed.

For moments that last.

All prices include VAT ex works, plus approval documents and freight to the local trading company. Prices for special equipment are only valid for orders ex works. The specifications for dimensions and weights are approximate values. Subject to technical and design modifications. The images may show alternative designs and optional equipment for which additional costs may arise. They may also show furnishing items (e.g. tableware) which are not included in the retail price and are not sold by Etrusco. Some of the images in this catalogue show preproduction models instead of final standard version vehicles. Despite careful editorial control this catalogue may contain errors. The colours shown are subject to the limitations of the printing process and cannot be regarded as binding. Your local retailer will be pleased to

give you more information about product modifications which have been made after the printing of this catalogue. The prices printed in this brochure are valid until the next price announcement. The technical data given in this publication correspond in weight and dimensions as well as in the options and design to the level of knowledge and production at the time of printing September 2022. Etrusco reserve the right at any time to make modifications or improvements to the product. Therefore, we recommend that during the information process and before completing the contract you consult our website, use our configurator and/or contact our Etrusco authorized dealer on possible modifications in comparison to the present publication. If you have any questions please do not hesitate to contact us or your local retailer.

Campervan | NOTE

1) The vehicle height changes with the installation of accessories on the roof, such as satellite antenna, solar panels, pop-top roof, etc.
2) Towable mass for climbs not exceeding 12%.
3) Before starting your journey, check that the fresh water tank at driving does not exceed 20 litres.
4) With automatic transmission the technically permissible maximum towable mass braked is 1.850 kg.
5) When ordering the 9-speed automatic transmission, the additional weight of the selected engine or chassis variant is already included.

6) Only in conjunction with 16" alloy wheels bicolor heavy chassis
7) Only in conjunction with automatic transmission or heavy chassis.
8) When ordering the pup up roof, please note that the awning length is reduced by 25 cm.
9) When ordering the pup up roof, please note that the awning length is reduced by 50 cm.



