

ETRVSCO

Campervan



**Travel
to your
Gusto.**



Important information regarding the selection of your motorhome

When buying a motorhome, camper van or urban vehicle (hereafter: motorhome), it is particularly important to choose the right layout and an appealing design. In addition, weight also plays an essential role. Family, friends, optional equipment, accessories and baggage – space must be available for all of these. At the same time, there are legal and technical limits to the configuration and load. Every motorhome is designed for a certain weight, which may not be exceeded during driving. For motorhome buyers, this raises the question: How should I configure my vehicle to accommodate passengers, baggage and accessories according to my needs without the vehicle exceeding this maximum weight? In order to make this decision easier for you, we provide you below with a few tips that are particularly important when selecting your vehicle from our portfolio:

1. The technically permissible maximum laden mass...

... is a value set by the manufacturer which the vehicle may not exceed. Etrusco specifies a layout-related upper limit for the vehicle, which can vary from layout to layout (e.g. 3,500 kg, 4,400 kg). You can find the corresponding specification for each layout in the technical data.

FIAT Technical Data		CV 540 DB	CV 600 DB
Length Width Height ¹⁾	cm	541 205 270	599 205 270
Internal height	cm	190	190
Base chassis		Fiat Ducato 35 Light	Fiat Ducato 35 Light
Base engine Power rating kW (BHP)		2,2 l Multijet 103 (140)	2,2 l Multijet 103 (140)
Technically permissible maximum laden mass*	kg	3.500	3.500
Mass in running order*	kg	2.637 (2.505-2.769)*	2.726 (2.590-2.862)*
Permitted number of seats (including driver)*		4	4
Manufacturer-specified mass for optional equipment*	kg	514	419

2. The mass in running order...

... consists – to put it simply – of the basic vehicle with standard equipment plus a standard weight of 75 kg for the driver. It is legally permissible and possible for the mass in running order of your vehicle to deviate from the nominal value stated in the sales documents. The permissible tolerance is ± 5 %. The permissible range in kilograms is given in brackets after the mass in running order. In order to provide you with full transparency regarding possible weight deviations, Etrusco weighs each vehicle at the end of the line and informs your trade partner of your vehicle's weighing result for forwarding to you. Detailed explanations on the subject of mass in running order can be found in the “Legal Information” section.

3. The permitted number of seats (including driver)...

... is determined by the manufacturer in what is referred to as the type-approval procedure. This results in what is referred to as the mass of the passengers. For this, a standard weight of 75 kg per passenger (without driver) is calculated. Detailed explanations on the subject of mass of the passengers can be found in the “Legal Information” section

FIAT Technical Data		CV 540 DB	CV 600 DB
Length Width Height ¹⁾	cm	541 205 270	599 205 270
Internal height	cm	190	190
Base chassis		Fiat Ducato 35 Light	Fiat Ducato 35 Light
Base engine Power rating kW (BHP)		2,2 l Multijet 103 (140)	2,2 l Multijet 103 (140)
Technically permissible maximum laden mass*	kg	3.500	3.500
Mass in running order*	kg	2.637 (2.505-2.769)*	2.726 (2.590-2.862)*
Permitted number of seats (including driver)*		4	4
Manufacturer-specified mass for optional equipment*	kg	514	419

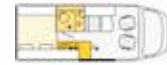
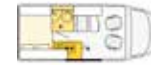
4. The manufacturer-specified mass for optional equipment...

... is a value set by Etrusco per layout for the maximum mass of optional equipment that can be ordered. This limit is intended to ensure that the minimum pay-mass, i.e. the legally prescribed free mass for baggage and retrofitted accessories, is actually available for the vehicle load capacity of the vehicles delivered by Etrusco. If, in exceptional cases, the weighing at the end of the line nevertheless shows that the actual load capacity falls short of the minimum pay-mass due to a permissible weight deviation, we will check together with your trade partner and you whether we should, for example, increase the load capacity of the vehicle, reduce the number of seats or remove optional equipment before delivering the vehicle. Detailed explanations on the subject of the effects of the tolerances on the minimum pay-mass and the payload can be found in the “Legal Information” section.

		weight*					
EXTERIOR							
Framed Window	E	5,0	O	O	O	O	
Rear Window on the right (passenger's side)		5,0	O	O	-	O	
Insulated + heated waste water tank		3,5	O	O	O	O	
Removable tow bar		50,0	O	O	O	O	
Awning 3,25 m ²	E	24,0	O	-	-	-	
Awning 3,75 m ²	E	28,5	-	O	O	-	
Awning 4,0 m ²	E	30,0	-	-	-	O	
COMFORT PACKAGE							+31,5 KG*
							<ul style="list-style-type: none">Fitted shelf in the showerWindow in the bathroomDriver's cab blindsElectric stepFly screen doorRotating plate for table extension on the seating areaAwning light

5. The additional weight of optional equipment and packages...

... increases the actual mass of the vehicle (= mass in running order plus selected optional equipment) and reduces the pay-mass. The specified value shows the additional weight compared to the standard equipment of the respective layout. The total weight of the selected packages and optional equipment must not exceed the manufacturer-specified mass for optional equipment.



CV-Model Fiat | Prices and technical data

	CV 540 DB	CV 600 DB
	€ ^{*)} 61,390.-	€ ^{*)} 59,290.-
Length Width Height (cm)	541 205 270 ¹⁾	599 205 270 ¹⁾
Internal height (cm)	190	190
Standard engine	2,2l Mjet	2,2l Mjet
kW (hp)	103 (140)	103 (140)
Chassis	Fiat Ducato	Fiat Ducato
Mass in running order* (kg)	2811 (2670 - 2952)*	2849 (2707 - 2991)*
Manufacturer-specified mass for optional equipment* (kg)	340	296
Technically permissible maximum laden mass* (kg)	3500	3500
Technically permissible towing weight 12 % braked unbraked (kg)	2500 ²⁾ 750	2500 ²⁾ 750
Tyres	225 75 R16CP	225 75 R16CP
Wheel base (cm)	345	404
Permitted number of seats (including driver)*	4	4
Sleeping places	2 - 5 OPT	2 - 5 OPT
Double bed (cm)	195 x 133 - 130	197 x 157 - 150
Bunk beds (cm)		
Single beds (cm)		
Bed conversion seating group (cm)	185 x 87 - 63 OPT	185 x 105 - 88 OPT
Pop top roof with bed (cm)	209 x 143 OPT	209 x 143 OPT
Fridge volume freezer (l)	84 6	84 6
Fresh water tank capacity, total (fresh water tank at driving filling) waste water tank (l)	100 (20) ³⁾ 90	100 (20) ³⁾ 90
Power outlets 230 V	3	3
Power outlets 12 V	1	1
Sockets USB	1	1
Inner dimensions under rear bed (HxWxD)	67 x 90 x 118	68 x 91 x 135
Storage space for gas cylinder (filling weight in kg)	2 x 11kg	2 x 11kg

OPT Option Δ Not known at the time of publication - Not possible r right l left



*INFO

The specified mass in running order is a default value defined in the type-approval procedure. Due to manufacturing tolerances, the actual weighed mass in running order may deviate from the value stated above. Deviations of up to +/- 5 % of the mass in running order are legally permissible and possible. The permissible range in kilograms is given in brackets after the mass in running order. The manufacturer-specified mass for optional equipment is a calculated value for each type and layout that Etrusco uses to determine the maximum weight available for factory-fitted optional equipment. The limitation of optional equipment is intended to ensure that the minimum pay-mass, i.e. the legally prescribed free mass for baggage and retrofitted accessories, is actually available for the vehicle load capacity of the vehicles delivered by Etrusco. The real weight of your vehicle ex works can only be determined when it is weighed at the

end of the line. If, in exceptional cases, the weighing shows that the actual load capacity falls below the minimum pay-mass despite limiting the optional equipment due to a permissible weight deviation, we will check together with your trade partner and you whether we should, for example, increase the load capacity of the vehicle, reduce the number of seats or remove optional equipment before delivering the vehicle. The technically permissible maximum laden mass of the vehicle and the technically permissible maximum mass on the axle must not be exceeded. Detailed information & explanations on the subject of weight and the configuration of the vehicle can be found in the section Legal information. For a more detailed description of all mandatory technical dependencies, please refer to the explanations on the footnote.



CV-Model Fiat | Prices and technical data

	CV 600 SB	CV 600 BB
	£ ^{a)} 59,290.-	£ ^{a)} 60,190.-
Length Width Height (cm)	599 205 270 ¹⁾	599 205 270 ¹⁾
Internal height (cm)	190	190
Standard engine	2,2l Mjet	2,2l Mjet
kW (hp)	103 (140)	103 (140)
Chassis	Fiat Ducato	Fiat Ducato
Mass in running order* (kg)	2854 (2711 - 2997)*	2898 (2753 - 3043)*
Manufacturer-specified mass for optional equipment* (kg)	291	262
Technically permissible maximum laden mass* (kg)	3500	3500
Technically permissible towing weight 12 % braked unbraked (kg)	2500 ²⁾ 750	2500 ²⁾ 750
Tyres	225 75 R16CP	225 75 R16CP
Wheel base (cm)	404	404
Permitted number of seats (including driver)*	4	4
Sleeping places	2 - 5 OPT	4 - 7 OPT
Double bed (cm)		
Bunk beds (cm)		185 x 157 - 150 187 x 130
Single beds (cm)	191 x 108 188 x 87	
Bed conversion seating group (cm)	185 x 87 - 63 OPT	185 x 105 - 88 OPT
Pop top roof with bed (cm)	209 x 143 OPT	209 x 143 OPT
Fridge volume freezer (l)	84 6	84 6
Fresh water tank capacity, total (fresh water tank at driving filling) waste water tank (l)	100 (20) ³⁾ 90	100 (20) ³⁾ 90
Power outlets 230 V	3	3
Power outlets 12 V	1	1
Sockets USB	1	1
Inner dimensions under rear bed (HxWxD)	73 x 92 x 143	44 x 74 x 135
Storage space for gas cylinder (filling weight in kg)	2 x 11kg	2 x 5kg

OPT Option Δ Not known at the time of publication - Not possible r right l left



*INFO

The specified mass in running order is a default value defined in the type-approval procedure. Due to manufacturing tolerances, the actual weighed mass in running order may deviate from the value stated above. Deviations of up to +/- 5 % of the mass in running order are legally permissible and possible. The permissible range in kilograms is given in brackets after the mass in running order. The manufacturer-specified mass for optional equipment is a calculated value for each type and layout that Etrusco uses to determine the maximum weight available for factory-fitted optional equipment. The limitation of optional equipment is intended to ensure that the minimum pay-mass, i.e. the legally prescribed free mass for baggage and retrofitted accessories, is actually available for the vehicle load capacity of the vehicles delivered by Etrusco. The real weight of your vehicle ex works can only be determined when it is weighed at the

end of the line. If, in exceptional cases, the weighing shows that the actual load capacity falls below the minimum pay-mass despite limiting the optional equipment due to a permissible weight deviation, we will check together with your trade partner and you whether we should, for example, increase the load capacity of the vehicle, reduce the number of seats or remove optional equipment before delivering the vehicle. The technically permissible maximum laden mass of the vehicle and the technically permissible maximum mass on the axle must not be exceeded. Detailed information & explanations on the subject of weight and the configuration of the vehicle can be found in the section Legal information. For a more detailed description of all mandatory technical dependencies, please refer to the explanations on the footnote.



CV-Model Fiat | Prices and technical data

	CV 640 SB	CV 640 PB
	£ ^{a)} 60,990.-	£ ^{a)} 61,890.-
Length Width Height (cm)	636 205 270 ¹⁾	636 205 270 ¹⁾
Internal height (cm)	190	190
Standard engine	2,2l Mjet	2,2l Mjet
kW (hp)	103 (140)	103 (140)
Chassis	Fiat Ducato	Fiat Ducato
Mass in running order* (kg)	2939 (2792 - 3086)*	2979 (2830 - 3128)*
Manufacturer-specified mass for optional equipment* (kg)	207	172
Technically permissible maximum laden mass* (kg)	3500	3500
Technically permissible towing weight 12 % braked unbraked (kg)	2500 ²⁾ 750	2500 ²⁾ 750
Tyres	225 75 R16CP	225 75 R16CP
Wheel base (cm)	404	404
Permitted number of seats (including driver)*	4	4
Sleeping places	2 - 5 OPT	2 - 5 OPT
Double bed (cm)		178 x 150 - 186
Bunk beds (cm)		
Single beds (cm)	192 x 108 184 x 86	
Bed conversion seating group (cm)	185 x 105 - 88 OPT	185 x 105 - 88 OPT
Pop top roof with bed (cm)	209 x 143 OPT	209 x 143 OPT
Fridge volume freezer (l)	84 6	84 6
Fresh water tank capacity, total (fresh water tank at driving filling) waste water tank (l)	100 (20) ³⁾ 90	100 (20) ³⁾ 90
Power outlets 230 V	3	3
Power outlets 12 V	1	1
Sockets USB	1	1
Inner dimensions under rear bed (HxWxD)	73 x 90 x 146	73 x 111 x 180
Storage space for gas cylinder (filling weight in kg)	2 x 11kg	2 x 11kg

OPT Option Δ Not known at the time of publication - Not possible r right l left



*INFO

The specified mass in running order is a default value defined in the type-approval procedure. Due to manufacturing tolerances, the actual weighed mass in running order may deviate from the value stated above. Deviations of up to +/- 5 % of the mass in running order are legally permissible and possible. The permissible range in kilograms is given in brackets after the mass in running order. The manufacturer-specified mass for optional equipment is a calculated value for each type and layout that Etrusco uses to determine the maximum weight available for factory-fitted optional equipment. The limitation of optional equipment is intended to ensure that the minimum pay-mass, i.e. the legally prescribed free mass for baggage and retrofitted accessories, is actually available for the vehicle load capacity of the vehicles delivered by Etrusco. The real weight of your vehicle ex works can only be determined when it is weighed at the

end of the line. If, in exceptional cases, the weighing shows that the actual load capacity falls below the minimum pay-mass despite limiting the optional equipment due to a permissible weight deviation, we will check together with your trade partner and you whether we should, for example, increase the load capacity of the vehicle, reduce the number of seats or remove optional equipment before delivering the vehicle. The technically permissible maximum laden mass of the vehicle and the technically permissible maximum mass on the axle must not be exceeded. Detailed information & explanations on the subject of weight and the configuration of the vehicle can be found in the section Legal information. For a more detailed description of all mandatory technical dependencies, please refer to the explanations on the footnote.

CV-Model Fiat | Standard equipment

Chassis & Engine Fiat

- FIAT 2,2 l Multijet - 103 kW (140 hp) - EURO 6e - manual transmission ⁴⁾
- Front-wheel drive
- ABS, EBD (electronic brake force distribution), ESP (electronic stability program)
- ESC (electronic stability control) including ASR (anti-slip regulation) and hillholder (hill start assistant)
- CWA (crosswind assistant) and PCB (multi-collision brake)
- Traction+, hill descent control
- Cruise control
- Start & stop function
- Disc brakes, rear and front axle stabiliser, convection heating, tachometer
- Power steering, height-adjustable headlights, immobiliser, 3-point seat belt with seat belt reminder (for captain chairs)
- Electric and heated exterior mirrors
- Electric windows and central locking in the cab
- Daytime running lights
- Black frame headlights
- FIAT 16" alloy wheels black matt light chassis
- Driver and passenger airbag
- Manual cab air conditioning
- On-board computer including outside temperature display
- Radio preparation with speakers
- Steering wheel remote control for radio
- DAB radio antenna
- Dashboard with applications (techno-trim)
- Steering wheel and gear knob in leather
- Cup holder in the center console
- USB socket (double)
- Fix & Go kit breakdown set
- Driver | passenger rotatable seat in living area fabric
- Height and tilt adjustment for the driver's and passenger seat
- Exterior color white
- 90l fuel tank

Etrusco Exterior equipment

- 7 year tightness guarantee ⁵⁾
- Framed window with flyscreen and blackout blind (seating area, kitchen)
- Framed window in driving direction rear left (incl. blackout blind and flyscreen) ⁶⁾
- Midi-Heki 70x50 hood over the seating area
- Roof hood 40x40 in the sleeping area with flyscreen and blackout blinds
- Both rear doors with framed windows (incl. blackout blinds)
- Rear storage space with 4 integrated lashing eyes
- Driver's cab blinds
- Fly screen door
- Electric step
- Awning ^{7) 8)}

Etrusco Interior equipment

- Partition wall including steps for rear double bed
- High quality mattresses with increased comfort
- Rear bed with slatted frame ⁶⁾
- Dinette platform with integrated storage compartment
- Half dinette with integrated storage compartment
- Isofix child seat attachment for rear seat
- Ergonomically shaped upholstery for more seating comfort
- Rotating plate for table extension on the seating area
- Surface-mounted spot light can be freely positioned in the light strip ⁶⁾
- Generous storage spaces and storage options
- Shelves in rear doors and sliding door
- Dolomiti Grey and Sella Light furniture finish
- Terrazzo floor

Installation & Technology

- Powerful, maintenance-free body battery (95 Ah)
- Electric charger for body and vehicle battery 12 V | 18 A
- On-board control panel
- CEE external connection for 230 V with automatic circuit breaker
- Illuminated dinette platform
- Individually adjustable LED reading spots
- Flexible light bar
- Sockets 1 x 12 V, 3 x 230 V, 1 x double USB
- Awning light
- Cable preparation for solar system
- Cable preparation for rooftop air conditioner
- Cable preparation for reversing camera
- Rear view camera
- Moniceiver with Apple CarPlay | Android Auto without navigation function

Heating | Gas Supply

- Storage space for 2 gas cylinders with max. 11 kg filling weight ⁶⁾
- Storage space for 2 gas cylinder with max. 5 kg filling weight ⁹⁾
- Combi 4 gas heating ⁶⁾
- Combi 6 diesel heater ⁹⁾
- Gas shut-off cocks are easily accessible and centrally located

Kitchen | Water Supply

- Ergonomically arranged kitchen with a generous work surface
- Storage space behind cooker ¹⁰⁾
- Spacious drawers with servo-soft in the kitchen block
- 2-burner gas cooker with 12 V ignition and glass cover
- 84l compressor refrigerator
- Flex rail system with 2 hooks ¹⁰⁾
- Water tank 100l, waste water tank 90l

Bathroom

- Sink
- Shower equipment
- Generous storage space
- Cassette toilet
- Recessed LED spots in the bathroom
- Roof hood with integrated flyscreen
- Window in the bathroom
- Fitted shelf in the shower

Textile combination

- Upholstery Cortona (grey)

CV-Model Fiat | Optional Extras

£ a)	Additional weight (kg)*	CV 540 DB	CV 600 DB	CV 600 SB	CV 600 BB	CV 640 SB	CV 640 PB
Chassis & Engine Fiat							
Fiat Ducato 2,2 l Multi-Jet - 103 kW 140 hp - automatic transmission (light chassis) ¹¹⁾	3,000.-	60	•	○	○	○	○
Fiat Ducato 2,2 l Multi-Jet - 132 kW 180 hp - automatic transmission (light chassis) ¹¹⁾	5,570.-	60	○	○	○	○	○
Heavy chassis 3,500 kg	430.-	40	-	○	○	○	○
Exterior color expedition grey ¹²⁾	560.-	0	○	○	○	○	○
Exterior color metallic black ¹²⁾	680.-	2.5	○	○	○	○	○
Painted bumper incl. fog lights and skid plate in black	510.-	2	○	○	○	○	○
Etrusco Exterior equipment							
Rear window on the right (passenger's side)	470.-	5	○	○	○	-	○
Insulated + heated waste water tank	470.-	3.5	○	○	○	○	○
Removable tow bar	1,200.-	23	○	○	○	○	○
Pop up roof black	5,140.-	150	○	○	○	○	○
Etrusco Interior equipment							
Chequer plate	170.-	8	-	-	-	-	○
Installation & Technology							
Combi 6 E heater (with electric immersion heater)	560.-	2	○	○	○	-	○
12 V TV pre-cabling including flat screen holder	260.-	3	○	○	○	○	○
USB socket in light rail	40.-	0	○	○	○	○	○
Packages							
iCONIC Line	1,030.-	2.4	○	○	○	○	○
Textile combination							
Upholstery Portofino (beige)	680.-	2.4	○	○	○	○	○
Upholstery Carrara (light grey)	430.-	2.4	○	○	○	○	○




*INFO

The factory installation of optional equipment increases the actual mass of the vehicle and reduces the pay-mass. The additional weight indicated for packages and optional equipment shows the additional weight compared to the standard equipment of the respective model or layout. The total weight of the selected optional equipment must not exceed the manufacturer-specified mass for optional equipment shown in the model overviews. This is a calculated value for each type and layout that Etrusco uses to determine the maximum weight available for factory-fitted optional equipment. Detailed information and explanations on the subject of weight can be found in the Legal information section. An increase of load

capacity increases the manufacturer-specified mass for optional equipment. The increase results from the higher pay-mass due to the alternative chassis. The increased tare weight of the alternative chassis and, in particular, the weight for any mandatory heavier engine variants (e.g. 180 hp) must be deducted from this. Detailed information & explanations on the subject of weight and the configuration of the vehicle can be found in the section Legal information. For a more detailed description of all mandatory technical dependencies, please refer to the explanations on the footnote.

CV-Model Fiat | Optional Extras

£ a)	Additional weight (kg)*	CV 540 DB	CV 600 DB	CV 600 SB	CV 600 BB	CV 640 SB	CV 640 PB
Others							
Registration documents	230.-	0	Ⓟ	Ⓟ	Ⓟ	Ⓟ	Ⓟ



□ Available in package △ Not known at the time of publication ○ Option Ⓟ mandatory - Not possible



*INFO

The factory installation of optional equipment increases the actual mass of the vehicle and reduces the pay-mass. The additional weight indicated for packages and optional equipment shows the additional weight compared to the standard equipment of the respective model or layout. The total weight of the selected optional equipment must not exceed the manufacturer-specified mass for optional equipment shown in the model overviews. This is a calculated value for each type and layout that Etrusco uses to determine the maximum weight available for factory-fitted optional equipment. Detailed information and explanations on the subject of weight can be found in the Legal information section. An increase of load

capacity increases the manufacturer-specified mass for optional equipment. The increase results from the higher pay-mass due to the alternative chassis. The increased tare weight of the alternative chassis and, in particular, the weight for any mandatory heavier engine variants (e.g. 180 hp) must be deducted from this. Detailed information & explanations on the subject of weight and the configuration of the vehicle can be found in the section Legal information. For a more detailed description of all mandatory technical dependencies, please refer to the explanations on the footnote.

COMPLETE
SELECTION

- Multimedia Package Compact
- Framed window
- Cable preparation for solar system
- Cable preparation for rooftop air conditioner
- Cable preparation for reversing camera
- Awning (manual) 3,25 m, exterior paint anthracite

Standard

COMPLETE
SELECTION

- Multimedia Package Compact
- Framed window
- Cable preparation for solar system
- Cable preparation for rooftop air conditioner
- Cable preparation for reversing camera
- Awning (manual) 3,75 m, exterior paint anthracite

Standard

COMPLETE
SELECTION

- Multimedia Package Compact
- Framed window
- Cable preparation for solar system
- Cable preparation for rooftop air conditioner
- Cable preparation for reversing camera
- Awning (manual) 4,00 m, exterior paint anthracite

Standard

ICONIC LINE

+ 2.4 KG*

- iCONIC Line lettering | design interior and exterior
- Overhead locker door design in Sella Light
- Upholstery Monza (black)

Package price ^{a)}

1,030.-



*INFO

The factory installation of optional equipment increases the actual mass of the vehicle and reduces the pay-mass. The additional weight indicated for packages and optional equipment shows the additional weight compared to the standard equipment of the respective model or layout. The total weight of the selected optional equipment must not exceed the manufacturer-specified mass for optional equipment shown in the model overviews. This is a calculated value for each type and layout that Etrusco uses to determine the maximum weight available for factory-fitted optional equipment. Detailed information and explanations on the subject of weight can be found in the Legal Information section. An increase of load

capacity increases the manufacturer-specified mass for optional equipment. The increase results from the higher pay-mass due to the alternative chassis. The increased tare weight of the alternative chassis and, in particular, the weight for any mandatory heavier engine variants (e.g. 180 hp) must be deducted from this. Detailed information & explanations on the subject of weight and the configuration of the vehicle can be found in the section Legal information. For a more detailed description of all mandatory technical dependencies, please refer to the explanations on the footnote.



CV-Model Plus | Prices and technical data

	CV 600 DB+	CV 640 SB+
	£ ⁸⁾ 61,490.-	£ ⁸⁾ 63,190.-
Length Width Height (cm)	599 205 270 ¹⁾	636 205 270 ¹⁾
Internal height (cm)	190	190
Standard engine	2,2l Mjet	2,2l Mjet
kW (hp)	103 (140)	103 (140)
Chassis	Fiat Ducato	Fiat Ducato
Mass in running order* (kg)	2870 (2727 - 3014)*	2968 (2820 - 3116)*
Manufacturer-specified mass for optional equipment* (kg)	275	183
Technically permissible maximum laden mass* (kg)	3500	3500
Technically permissible towing weight 12 % braked unbraked (kg)	2500 ²⁾ 750	2500 ²⁾ 750
Tyres	225 75 R16CP	225 75 R16CP
Wheel base (cm)	404	404
Permitted number of seats (including driver)*	4	4
Sleeping places	2 - 5 OPT	2 - 5 OPT
Double bed (cm)	197 x 157 - 147	
Single beds (cm)		192 x 108 184 x 86
Bed conversion seating group (cm)	185 x 105 - 88 OPT	185 x 105 - 88 OPT
Pop top roof with bed (cm)	209 x 143 OPT	209 x 143 OPT
Fridge volume freezer (l)	84 6	84 6
Fresh water tank capacity, total (fresh water tank at driving filling) waste water tank (l)	100 (20) ³⁾ 90	100 (20) ³⁾ 90
Power outlets 230 V	3	3
Power outlets 12 V	1	1
Sockets USB	1	1
Inner dimensions under rear bed (HxWxD)	68 x 91 x 135	73 x 90 x 146
Storage space for gas cylinder (filling weight in kg)	2 x 11kg	2 x 11kg

OPT Option Δ Not known at the time of publication - Not possible r right l left



*INFO

The specified mass in running order is a default value defined in the type-approval procedure. Due to manufacturing tolerances, the actual weighed mass in running order may deviate from the value stated above. Deviations of up to +/- 5 % of the mass in running order are legally permissible and possible. The permissible range in kilograms is given in brackets after the mass in running order. The manufacturer-specified mass for optional equipment is a calculated value for each type and layout that Etrusco uses to determine the maximum weight available for factory-fitted optional equipment. The limitation of optional equipment is intended to ensure that the minimum pay-mass, i.e. the legally prescribed free mass for baggage and retrofitted accessories, is actually available for the vehicle load capacity of the vehicles delivered by Etrusco. The real weight of your vehicle ex works can only be determined when it is weighed at the

end of the line. If, in exceptional cases, the weighing shows that the actual load capacity falls below the minimum pay-mass despite limiting the optional equipment due to a permissible weight deviation, we will check together with your trade partner and you whether we should, for example, increase the load capacity of the vehicle, reduce the number of seats or remove optional equipment before delivering the vehicle. The technically permissible maximum laden mass of the vehicle and the technically permissible maximum mass on the axle must not be exceeded. Detailed information & explanations on the subject of weight and the configuration of the vehicle can be found in the section Legal information. For a more detailed description of all mandatory technical dependencies, please refer to the explanations on the footnote.



CV-Model Plus | Standard equipment

Chassis & Engine Fiat

- FIAT 2,2 l Multijet - 103 kW (140 hp) - EURO 6e - manual transmission
- Front-wheel drive
- ABS, EBD (electronic brake force distribution), ESP (electronic stability program)
- ESC (electronic stability control) including ASR (anti-slip regulation) and hillholder (hill start assistant)
- CWA (crosswind assistant) and PCB (multi-collision brake)
- Traction+, hill descent control
- Cruise control
- Start & stop function
- Disc brakes, rear and front axle stabiliser, convection heating, tachometer
- Power steering, height-adjustable headlights, immobiliser, 3-point seat belt with seat belt reminder (for captain chairs)
- Electric and heated exterior mirrors
- Electric windows and central locking in the cab
- Daytime running lights
- Black frame headlights
- FIAT 16" alloy wheels black matt light chassis
- Driver and passenger airbag
- Manual cab air conditioning
- Dashboard with applications (techno-trim)
- Steering wheel and gear knob in leather
- On-board computer including outside temperature display
- Radio preparation with speakers
- Steering wheel remote control for radio
- DAB radio antenna
- Cup holder in the center console
- USB socket (double)
- Fix & Go kit breakdown set
- Driver | passenger rotatable seat in living area fabric
- Height and tilt adjustment for the driver's and passenger seat
- Exterior color white
- 90l fuel tank

Etrusco Exterior equipment

- 7 year tightness guarantee ⁵⁾
- Framed window with flyscreen and blackout blind (seating area, kitchen)
- Framed window in driving direction rear left (incl. blackout blind and flyscreen) Skyview over driver's cab
- Midi-Heki 70x50 hood over the seating area
- Roof hood 40x40 in the sleeping area with flyscreen and blackout blinds
- Both rear doors with framed windows (incl. blackout blinds)
- Rear storage space with 4 integrated lashing eyes
- Driver's cab blinds
- Fly screen door
- Electric step
- Awning ^{7) 8)}

Etrusco Interior equipment

- Partition wall including steps for rear double bed
- High quality mattresses with increased comfort
- Rear bed with slatted frame
- Dinette platform with integrated storage compartment
- Half dinette with integrated storage compartment
- Isofix child seat attachment for rear seat
- Ergonomically shaped upholstery for more seating comfort
- Rotating plate for table extension on the seating area
- Surface-mounted spot light can be freely positioned in the light strip
- Generous storage spaces and storage options
- Shelves in rear doors and sliding door
- Dolomiti Grey and Sella Light furniture finish
- Terrazzo floor

Installation & Technology

- Powerful, maintenance-free body battery (95 Ah)
- Electric charger for body and vehicle battery 12 V | 18 A
- On-board control panel
- CEE external connection for 230 V with automatic circuit breaker
- Illuminated dinette platform
- Individually adjustable LED reading spots
- Flexible light bar
- Sockets 1 x 12 V, 3 x 230 V, 1 x double USB
- Awning light
- Cable preparation for solar system
- Cable preparation for rooftop air conditioner
- Cable preparation for reversing camera
- Rear view camera
- Moniceiver with Apple CarPlay | Android Auto without navigation function

Heating | Gas Supply

- Storage space for 2 gas cylinders with max. 11 kg filling weight
- Combi 4 gas heating
- Gas shut-off cocks are easily accessible and centrally located

Kitchen | Water Supply

- Ergonomically arranged kitchen with a generous work surface
- Storage space behind cooker
- Spacious drawers with servo-soft in the kitchen block
- 2-burner gas cooker with 12 V ignition and glass cover
- 84l compressor refrigerator
- Water tank 100l, waste water tank 90l
- Flex rail system with 2 hooks

Bathroom

- Vario-bathroom
- Shower equipment
- Generous storage space
- Cassette toilet
- Recessed LED spots in the bathroom
- Roof hood with integrated flyscreen
- Window in the bathroom
- Fitted shelf in the shower

Textile combination

- Upholstery Cortona (grey)

CV-Model Plus | Optional Extras

£ ^{a)}	Additional weight (kg)*	CV 600 DB+	CV 640 SB+
Chassis & Engine Fiat			
Fiat Ducato 2,2 l Multi-Jet - 103 kW 140 hp - automatic transmission (light chassis) ¹¹⁾	3,000.-	60	0
Fiat Ducato 2,2 l Multi-Jet - 132 kW 180 hp - automatic transmission (light chassis) ¹¹⁾	5,570.-	60	0
Heavy chassis 3,500 kg	430.-	40	0
Exterior color expedition grey ¹²⁾	560.-	0	0
Exterior color metallic black ¹²⁾	680.-	2.5	0
Painted bumper incl. fog lights and skid plate in black	510.-	2	0
Etrusco Exterior equipment			
Rear window on the right (passenger's side)	470.-	5	0
Insulated + heated waste water tank	470.-	3.5	0
Removable tow bar	1,200.-	23	0
Pop up roof black	5,140.-	150	0
Installation & Technology			
Combi 6 E heater (with electric immersion heater)	560.-	2	0
12 V TV pre-cabling including flat screen holder	260.-	3	0
USB socket in light rail	40.-	0	0
Packages			
iCONIC Line	1,030.-	2.4	0
Textile combination			
Upholstery Portofino (beige)	680.-	2.4	0
Upholstery Carrara (light grey)	430.-	2.4	0
Others			
Registration documents	230.-	0	® ®



*INFO

The factory installation of optional equipment increases the actual mass of the vehicle and reduces the pay-mass. The additional weight indicated for packages and optional equipment shows the additional weight compared to the standard equipment of the respective model or layout. The total weight of the selected optional equipment must not exceed the manufacturer-specified mass for optional equipment shown in the model overviews. This is a calculated value for each type and layout that Etrusco uses to determine the maximum weight available for factory-fitted optional equipment. Detailed information and explanations on the subject of weight can be found in the Legal information section. An increase of load

capacity increases the manufacturer-specified mass for optional equipment. The increase results from the higher pay-mass due to the alternative chassis. The increased tare weight of the alternative chassis and, in particular, the weight for any mandatory heavier engine variants (e.g. 180 hp) must be deducted from this. Detailed information & explanations on the subject of weight and the configuration of the vehicle can be found in the section Legal information. For a more detailed description of all mandatory technical dependencies, please refer to the explanations on the footnote.

COMPLETE
SELECTION

- Multimedia Package Compact
- Framed window
- Cable preparation for solar system
- Cable preparation for rooftop air conditioner
- Cable preparation for reversing camera
- Awning (manual) 3,75 m, exterior paint anthracite

Standard

COMPLETE
SELECTION

- Multimedia Package Compact
- Framed window
- Cable preparation for solar system
- Cable preparation for rooftop air conditioner
- Cable preparation for reversing camera
- Awning (manual) 4,00 m, exterior paint anthracite

Standard

ICONIC LINE

+ 2.4 KG*

- iCONIC Line lettering | design interior and exterior
- Overhead locker door design in Sella Light
- Upholstery Monza (black)

Package price ^{a)}

1,030.-



*INFO

The factory installation of optional equipment increases the actual mass of the vehicle and reduces the pay-mass. The additional weight indicated for packages and optional equipment shows the additional weight compared to the standard equipment of the respective model or layout. The total weight of the selected optional equipment must not exceed the manufacturer-specified mass for optional equipment shown in the model overviews. This is a calculated value for each type and layout that Etrusco uses to determine the maximum weight available for factory-fitted optional equipment. Detailed information and explanations on the subject of weight can be found in the Legal Information section. An increase of load

capacity increases the manufacturer-specified mass for optional equipment. The increase results from the higher pay-mass due to the alternative chassis. The increased tare weight of the alternative chassis and, in particular, the weight for any mandatory heavier engine variants (e.g. 180 hp) must be deducted from this. Detailed information & explanations on the subject of weight and the configuration of the vehicle can be found in the section Legal information. For a more detailed description of all mandatory technical dependencies, please refer to the explanations on the footnote.

Legal notes on weight-related information

The weight specifications and tests for motorhomes are uniformly regulated throughout the EU in EU Implementing Regulation No. 2021/535 (until June 2022: EU Implementing Regulation No. 1230/2012). We have summarised and explained the key terms and legal requirements from this regulation for you below. Our dealers and the Etrusco configurator on our website offer you additional assistance in configuring your vehicle.

1. Technically permissible maximum laden mass

The technically permissible maximum laden mass of the vehicle (e.g. 3,500 kg) is a mass specification set by the manufacturer which the vehicle must not exceed. Information on the technically permissible maximum laden mass of the model you have chosen can be found in the technical data. If the vehicle exceeds the technically permissible maximum laden mass in everyday driving, this constitutes an administrative offence which may result in a fine.

2. Mass in running order

In simple terms, the mass in running order is the basic vehicle with standard equipment plus a legally fixed standard weight of 75 kg for the driver. This essentially includes the following items:

- the unladen weight of the vehicle together with the bodywork, including operating fluids such as greases, oils and coolants;
- the standard equipment, i.e. all equipment items that are included as standard in the factory-fitted scope of delivery;
- the fresh water tank filled to 100 % in driving mode (driving fill according to manufacturer's specifications; 20 litres) and an aluminium gas cylinder filled to 100 % with a weight of 16 kg;
- the fuel tank, which is 90 % full, including fuel;
- the driver, whose weight – regardless of the actual weight – is generally specified as 75 kg in accordance with EU law.

Information on the mass in running order can be found for each model in our sales documents. It is important to note that the value for mass in running order given in the sales documents is a default value determined in the type-approval procedure and verified by the authorities. It is legally permissible and possible for the mass in running order of the vehicle delivered to you to deviate from the nominal value stated in the sales documents. The legally permissible tolerance is $\pm 5\%$. In this way, the EU legislator accounts for the fact that certain fluctuations in the mass in running order occur due to variations in the weight of supplied parts as well as due to processes and weather conditions.

These weight deviations can be illustrated by means of an example calculation:

- Mass in running order acc. to sales documents: 2,850 kg
- Legally permissible tolerance of $\pm 5\%$: 142.50 kg
- Legally permissible range of mass in running order: 2,707.50 kg to 2,992.50 kg

The specific range of permissible weight deviations can be found for each model in the technical data. Etrusco

makes great efforts to reduce weight variations to the minimum that is unavoidable for production reasons. Deviations at the upper and lower end of the range are therefore very rare; however, they cannot be completely ruled out technically, even with all optimisations. The real weight of the vehicle and compliance with the permissible tolerance is therefore checked by Etrusco by weighing each vehicle at the end of the line.

3. Mass of the passengers

The mass of the passengers is set a standard value of 75 kg for each seat provided by the manufacturer, regardless of the actual weight of the passengers. The mass of the driver is already included in the mass in running order (see no. 2 above) and is therefore not included again. In the case of a motorhome with four permitted seats, the mass of the passengers is therefore $3 \times 75 \text{ kg} = 225 \text{ kg}$.

4. Optional equipment and actual mass of the vehicle

Optional equipment (also: additional equipment) includes, according to the legal definition, all optional equipment parts not included in the standard equipment which are fitted to the vehicle under the responsibility of the manufacturer – i.e. ex works – and can be ordered by the customer (e.g. awning, bicycle or motorbike carrier, satellite system, solar system, oven, etc.). Information on the individual or package weights of the optional equipment that can be ordered can be found in our sales documents. Optional equipment in this sense does not include other accessories that are retrofitted by the dealer or you personally after the vehicle has been delivered ex works.

The mass of the vehicle in running order (see no. 2 above) and the mass of the optional equipment fitted to a specific vehicle at the factory are together referred to as the actual mass. You will find the corresponding information for your vehicle after handover under item 13.2 of the Certificate of Conformity (CoC). Please note that this specification also represents a standardised value. Since the mass in running order – as an element of the actual mass – is subject to a legally permissible tolerance of $\pm 5\%$ (see no. 2), the actual mass may also deviate accordingly from the stated nominal value.

5. Pay-mass and minimum pay-mass

The installation of optional equipment is also subject to technical and legal limits: Only so much optional equipment can be ordered and fitted at the factory that sufficient free weight remains for baggage and other accessories ("pay-mass") without exceeding the technically permissible maximum laden mass. The pay-mass is calculated by subtracting the mass in running order (nominal value according to sales documents, see no. 2 above), mass of the optional equipment (see no. 4 above) and the mass of the passengers (see no. 3 above) from the technically permissible maximum laden mass (see no. 1 above). The EU regulations stipulate a fixed minimum pay-mass for motorhomes, which must remain as a minimum for baggage or other non-factory-fitted accessories. This minimum pay-mass is calculated as follows:

Minimum pay-mass in kg $\geq 10 \times (n + L)$

Where: "n" is the maximum number of passengers plus the driver and "L" is the overall length of the vehicle in metres.

For a motorhome with a length of 6 m and 4 approved seats, the minimum pay-mass is therefore e.g. $10 \text{ kg} \times (4 + 6) = 100 \text{ kg}$.

To ensure that the minimum pay-mass is maintained, there is a maximum combination of optional equipment that can be ordered for each vehicle model. In the above example with a minimum pay-mass of 100 kg, the total mass of optional equipment for a vehicle with four permitted seats and a mass in running order of 2,850 kg should not exceed 325 kg:

• 3 500	kg	technically permissible maximum laden mass
- 2 850	kg	mass in running order
- 3*75	kg	mass of the passengers
- 100	kg	minimum pay-mass
= 325	kg	maximum permissible mass of optional equipment

It is important to note that this calculation is based on the default value for mass in running order as defined in the type-approval procedure, without taking into account the permissible weight deviations for mass in running order (see no. 2 above). If the maximum permissible value for the optional equipment of (in the example) 325 kg is almost or completely exhausted, an upward weight deviation can therefore result in the minimum pay-mass of 100 kg being met mathematically using the default value for the mass in running order, although in fact there is no corresponding load capacity. Here, too, an example calculation for a vehicle with four seats, whose real weighed mass in running order is 2 % above the nominal value:

• 3 500	kg	technically permissible maximum laden mass
- 2 907	kg	real weighed mass in running order (+ 2 % compared to the stated value of 2,850 kg)
- 3*75	kg	mass of the passengers
- 325	kg	optional equipment (maximum permissible value)
= 43	kg	actual load capacity (< minimum pay-mass of 100 kg)

In order to avoid such a situation, Etrusco further reduces the maximum permissible weight of the total optional equipment that can be ordered on a model-specific basis. The limitation of optional equipment is intended to ensure that the minimum pay-mass, i.e. the legally prescribed free mass for baggage and retrofitted accessories, is actually available for the vehicle load capacity of the vehicles delivered by Etrusco.

Since the weight of a specific vehicle can only be determined when it is weighed at the end of the line, in very rare cases a situation may arise in which the minimum pay-mass at the end of the line is not guaranteed, despite this limitation of optional equipment. In order to guarantee the minimum pay-mass even in these cases, Etrusco will check together with your trade partner and you before delivery of the vehicle whether, for example, the vehicle is loaded up, seats are reduced or optional equipment is removed.

6. Effects of tolerances of the mass in running order on the pay-mass

Regardless of the minimum pay-mass, you should note that unavoidable production-related fluctuations in the mass in running order – both upwards and downwards – have a mirror-image effect on the remaining load capacity: If you order our example vehicle (see no. 3. above), for example, with optional equipment with a total weight of 150 kg, the calculated pay-mass based on the default value for the mass in running order is 275 kg. The load capacity actually available may deviate from this value due to tolerances and may be higher or lower. If the mass in running order of your vehicle is, for example, permissibly 2 % higher than stated in the sales documents, the load capacity is reduced from 275 kg to 218 kg:

• 3 500	kg	technically permissible maximum laden mass
- 2 907	kg	real weighed mass in running order (+ 2 % compared to the stated value of 2,850 kg)
- 3*75	kg	mass of the passengers
- 150	kg	optional equipment ordered for the specific vehicle
= 218	kg	actual load capacity

As a precaution to ensure that the calculated pay-mass is actually given, you should therefore take the possible and permissible tolerances for the mass in running order into account when configuring your vehicle.

We also recommend that you weigh the laden motorhome on a non-automatic scale before each journey and, taking the individual weight of the passengers into account, determine whether the technically permissible maximum laden mass and the technically permissible maximum mass on the axle are observed.

For moments that last.

All prices include VAT ex works, plus approval documents and freight to the local trading company. Prices for special equipment are only valid for orders ex works. The specifications for dimensions and weights are approximate values. Subject to technical and design modifications. The images may show alternative designs and optional equipment for which additional costs may arise. They may also show furnishing items (e.g. tableware) which are not included in the retail price and are not sold by Etrusco. Some of the images in this catalogue show preproduction models instead of final standard version vehicles. Despite careful editorial control this catalogue may contain errors. The colours shown are subject to the limitations of the printing process and cannot be regarded as binding. Your local retailer will be pleased to give you more information about product

modifications which have been made after the printing of this catalogue. The prices printed in this brochure are valid until the next price announcement. The technical data given in this publication correspond in weight and dimensions as well as in the options and design to the level of knowledge and production at the time of printing (July 2025). Etrusco reserve the right at any time to make modifications or improvements to the product. Therefore, we recommend that during the information process and before completing the contract you consult our website, use our configurator and/or contact our Etrusco authorized dealer on possible modifications in comparison to the present publication. If you have any questions please do not hesitate to contact us or your local retailer.

a) All prices are recommended retail prices in GBP including legal applicable VAT, On The Road Charges (OTR including delivery from Italy, registration and PDI). Possible import duties are not included and will be charged separately.

All prices include VAT ex works, plus approval documents and freight to the local trading company. Prices for special equipment are only valid for orders ex works. The specifications for dimensions and weights are approximate values.

NOTES

- 1) The vehicle height changes with the installation of accessories on the roof, such as satellite antenna, solar panels, etc.
- 2) Towable mass for climbs not exceeding 12%.
- 3) Before starting your journey, check that the fresh water tank at driving does not exceed 20 litres.
- 4) With RHD on the CV 540 DB automatic transmission is standard.
- 5) The water ingress warranty conditions of Etrusco apply.
- 6) Except for CV 600 BB.
- 7) When ordering the pop up roof, please note that the awning length is reduced by 25 cm (CV 540 DB, CV 600 DB, CV 600 SB, CV 600 BB, CV 600 DB+).

- 8) When ordering the pop up roof, please note that the awning length is reduced by 50 cm (CV 640 SB, CV 640 PB, CV 640 SB+).
- 9) CV 600 BB.
- 10) Except for CV 540 DB, CV 600 SB.
- 11) When ordering the automatic transmission, the 16" aluminium wheel black matt (light chassis) is exchanged with the 16" aluminium wheel bicolor heavy chassis.
- 12) Only in conjunction with painted bumper incl. fog lights and skid plate in black.



